



### DJKM - OK-J


### Test-Session 3

Track length: 1.110 Km  
Session Started: 14:50:02  
Best Lap by: 101 - Luke Kornder - 44,083

Rank	#	Driver	Nat	Sponsor Entrant	Nat	License E-License	Make	laps	Best Lap	Diff	In Lap	Penalty
1	101	Luke Kornder	DEU	Forza Racing	GBR	ITG12977 IBL258038	Exprit/TM/Vega	6	44.083		6	
2	155	Moritz Groneck	DEU	CRG Holland	NLD	ITG39313 IBL15521007	CRG/TM/Vega	19	44.164	0.081	17	
3	120	Constantin Papst	DEU	ADAC Nordbayern e.V. NEES RACING	DEU	ITG38729 BIC17863	KR/IAME/Vega	17	44.239	0.156	17	
4	110	Marc Alexander Reistrup	DNK	CRG Holland	NLD	ITG93629 IBL15521008	CRG/TM/Vega	15	44.251	0.168	15	
5	185	Oliver Städtler	DEU	CV Performance Group	DEU	ITG34878 BIF38321	KR/TM/Vega	15	44.270	0.187	15	
6	131	Amin Kara Osman	DEU	Forza Racing	GBR	ITG36877 KBF258038	Exprit/TM/Vega	13	44.358	0.275	11	
7	195	Lukas Übleis	AUT	Lanari Racing Team	DEU	ITGJK2021 KBF17166	KR/IAME/Vega	17	44.380	0.297	12	
8	124	Benjamin Jalmgard	SWE	Patrick Jalmgard	SWE	ITG126012 IBL126011	Tony Kart/Vortex/Vega	18	44.811	0.728	18	
9	106	Niko Bognar	HUN	Maranello SRP Factory Team	DEU	ITG7685 KBF38275	Maranello/TM /Vega	18	44.812	0.729	10	
10	163	Philip Helmchen	DEU	ADAC Berlin-Brandenburg e.V. ADAC Niedersachsen/ Sachsen-Anhalt e.V.	DEU	ITG44008 BIC38443	Maranello/TM/Vega	18	45.635	1.552	16	
11	176	Eric Bondarov Naperotti	SWE	DUTT MOTORSPORT by FENSTER.COM	LUX	NKA141102 IBL867	Tony Kart /TM/Vega	13	45.771	1.688	5	

Timekeeper  
M.Riehmers

Race Director  
H.Seidel



INT. ADAC Kartrennen Kerpen

DJKM - OK-J

Erftlandring Kerpen 1,110 Km

Test-Session 3

19.07.2024 14:50

Practice (15:00 Time) started at 14:50:02

Lap	Time of Day	Lap Tm	Diff	S1 Tm	S2 Tm	S3 Tm
<b>(101) Luke Kornder</b>						
1	14:53:13.762	<b>49.537</b>	+5.464	16.902	20.458	12.177
2	15:00:08.407	<b>654.645</b>	+6:10.562	13.828	20.310	6:20.507
3	15:08:53.600	<b>45.193</b>	+1.110	13.735	19.678	11.780
4	15:01:37.776	<b>44.176</b>	+0.093	13.071	19.467	11.638
5	15:02:28.661	<b>50.885</b>	+6.802	13.528	25.360	11.997
6	15:03:12.744	<b>44.083</b>		13.022	<b>19.442</b>	<b>11.619</b>

<b>(155) Moritz Groneck</b>						
1	14:51:07.399	<b>47.751</b>	+3.587	15.019	20.587	12.145
2	14:51:52.743	<b>45.344</b>	+1.180	13.465	20.045	11.834
3	14:52:37.668	<b>44.925</b>	+0.761	13.290	19.881	11.754
4	14:53:22.615	<b>44.947</b>	+0.783	13.249	20.018	11.680
5	14:54:07.207	<b>44.592</b>	+0.428	13.175	19.739	11.678
6	14:54:51.706	<b>44.499</b>	+0.335	13.062	19.754	11.683
7	14:55:36.179	<b>44.473</b>	+0.309	13.106	19.680	11.687
8	14:56:20.602	<b>44.423</b>	+0.259	13.109	19.660	11.654
9	14:57:05.073	<b>44.471</b>	+0.307	13.265	19.551	11.655
10	14:58:30.968	<b>1:25.895</b>	+41.731	13.127	19.545	53.223
11	14:59:16.333	<b>45.365</b>	+1.201	13.717	19.824	11.824
12	15:00:00.848	<b>44.515</b>	+0.351	13.106	19.688	11.721
13	15:00:45.206	<b>44.358</b>	+0.194	13.061	19.630	11.667
14	15:01:29.690	<b>44.484</b>	+0.320	13.136	19.702	11.646
15	15:02:13.949	<b>44.259</b>	+0.095	13.074	19.539	11.646
16	15:02:58.142	<b>44.193</b>	+0.029	13.057	19.485	11.651
17	15:03:42.306	<b>44.164</b>		13.033	<b>19.461</b>	11.670
18	15:04:26.502	<b>44.196</b>	+0.032	13.058	19.496	11.642
19	15:05:10.686	<b>44.184</b>	+0.020	<b>12.961</b>	19.605	<b>11.618</b>

<b>(120) Constantin Papst</b>						
1	14:51:01.296	<b>47.080</b>	+2.841	14.683	20.288	12.109
2	14:51:47.156	<b>45.860</b>	+1.621	13.775	20.055	12.030
3	14:52:32.057	<b>44.901</b>	+0.662	13.290	19.792	11.819
4	14:53:16.611	<b>44.554</b>	+0.315	13.222	19.582	11.750
5	14:54:00.900	<b>44.289</b>	+0.050	13.189	19.513	<b>11.587</b>
6	14:57:05.497	<b>3:04.597</b>	+2:20.358	13.798	19.643	2:31.156
7	14:57:54.404	<b>48.907</b>	+4.668	15.980	20.563	12.364
8	14:58:39.886	<b>45.482</b>	+1.243	13.709	19.808	11.965
9	14:59:24.552	<b>44.666</b>	+0.427	13.302	19.600	11.764
10	15:00:09.800	<b>45.248</b>	+1.009	13.511	19.893	11.844
11	15:00:54.297	<b>44.497</b>	+0.258	13.241	19.564	11.692
12	15:01:38.656	<b>44.359</b>	+0.120	13.167	19.499	11.693
13	15:02:23.205	<b>44.549</b>	+0.310	<b>13.105</b>	19.828	11.616
14	15:03:07.528	<b>44.323</b>	+0.084	13.177	19.504	11.642
15	15:03:51.811	<b>44.283</b>	+0.044	13.126	19.457	11.700
16	15:04:36.113	<b>44.302</b>	+0.063	13.124	19.545	11.633
17	15:05:20.352	<b>44.239</b>		13.157	<b>19.440</b>	11.642

<b>(110) Marc Alexander Reistrup</b>						
1	14:51:27.169	<b>50.910</b>	+6.659	18.219	20.424	12.267
2	14:52:12.710	<b>45.541</b>	+1.290	13.582	19.908	12.051
3	14:52:57.843	<b>45.133</b>	+0.882	13.360	19.859	11.914
4	14:57:19.996	<b>4:22.153</b>	+3:37.902	13.339	19.786	3:49.028
5	14:58:05.488	<b>45.492</b>	+1.241	13.796	19.835	11.861
6	14:58:50.243	<b>44.765</b>	+0.504	13.341	19.610	11.804
7	14:59:34.766	<b>44.523</b>	+0.272	13.221	19.601	11.701
8	15:00:19.675	<b>44.909</b>	+0.658	13.188	19.667	12.054
9	15:01:04.844	<b>45.169</b>	+0.918	13.437	19.995	11.737
10	15:01:49.855	<b>45.011</b>	+0.760	13.266	20.047	11.698
11	15:02:34.222	<b>44.367</b>	+0.116	13.173	19.515	11.679
12	15:03:18.502	<b>44.280</b>	+0.029	13.137	<b>19.482</b>	11.661
13	15:04:02.805	<b>44.303</b>	+0.052	13.143	19.537	11.623
14	15:04:47.092	<b>44.287</b>	+0.036	13.139	19.562	<b>11.586</b>
15	15:05:31.343	<b>44.251</b>		<b>13.078</b>	19.503	11.670

<b>(185) Oliver Städtler</b>						
1	14:52:21.419	<b>46.860</b>	+2.590	14.581	20.356	11.923
2	14:53:06.285	<b>44.866</b>	+0.596	13.257	19.830	11.779
3	14:53:50.925	<b>44.640</b>	+0.370	13.224	19.706	11.710
4	14:54:35.509	<b>44.584</b>	+0.314	13.156	19.713	11.715
5	14:55:20.190	<b>44.681</b>	+0.411	13.218	19.744	11.719
6	14:58:01.461	<b>2:41.271</b>	+1:57.001	13.162	19.619	2:08.490
7	14:58:47.268	<b>45.807</b>	+1.537	13.624	20.132	12.051

<b>(131) Amin Kara Osman</b>						
8	14:59:32.207	<b>44.939</b>	+0.669	13.230	19.749	11.960
9	15:00:16.713	<b>44.506</b>	+0.236	13.118	19.646	11.742
10	15:01:01.183	<b>44.470</b>	+0.200	13.090	19.619	11.761
11	15:01:45.622	<b>44.439</b>	+0.169	13.185	19.582	11.672
12	15:02:30.090	<b>44.468</b>	+0.198	13.067	19.607	11.794
13	15:03:14.513	<b>44.423</b>	+0.153	13.087	19.569	11.767
14	15:03:58.873	<b>44.360</b>	+0.090	13.076	<b>19.518</b>	11.766
15	15:04:43.143	<b>44.270</b>		13.076	19.550	<b>11.644</b>

<b>(195) Lukas Übleis</b>						
1	14:52:52.992	<b>46.756</b>	+2.398	14.543	20.138	12.075
2	14:53:37.858	<b>44.866</b>	+0.508	13.278	19.795	11.793
3	14:54:22.401	<b>44.543</b>	+0.185	13.105	19.701	11.737
4	14:55:06.904	<b>44.503</b>	+0.145	13.088	19.699	11.716
5	14:55:51.347	<b>44.443</b>	+0.085	13.022	19.656	11.765
6	14:56:35.779	<b>44.432</b>	+0.074	13.094	19.690	<b>11.648</b>
7	14:58:43.526	<b>2:07.747</b>	+1:23.389	13.109	19.638	1:35.000
8	14:59:28.961	<b>45.435</b>	+1.077	13.807	19.833	11.795
9	15:00:13.484	<b>44.523</b>	+0.165	13.132	19.684	11.707
10	15:00:57.872	<b>44.388</b>	+0.030	13.066	<b>19.629</b>	11.693
11	15:01:42.230	<b>44.358</b>		13.029	19.666	11.663
12	15:02:26.685	<b>44.455</b>	+0.097	13.059	19.705	11.691
13	15:03:11.227	<b>44.542</b>	+0.184	13.094	19.759	11.689

<b>(124) Benjamin Jalmgard</b>						
1	14:51:24.460	<b>47.106</b>	+2.295	14.539	20.593	11.974
2	14:52:10.251	<b>45.791</b>	+0.980	13.509	20.286	11.996
3	14:52:55.670	<b>45.419</b>	+0.608	13.493	20.035	11.891
4	14:53:40.782	<b>45.112</b>	+0.301	13.352	19.980	11.780
5	14:54:25.986	<b>45.204</b>	+0.393	13.222	20.017	11.965
6	14:55:11.577	<b>45.591</b>	+0.780	13.475	20.166	11.950
7	14:57:27.423	<b>2:15.846</b>	+1:31.035	13.343	19.976	1:42.527
8	14:58:13.059	<b>45.636</b>	+0.825	13.651	20.098	11.887
9	14:58:58.039	<b>44.980</b>	+0.169	13.322	19.870	11.788
10	14:59:43.132	<b>45.093</b>	+0.282	13.378	19.917	11.798
11	15:00:28.340	<b>45.208</b>	+0.397	13.345	19.974	11.889
12	15:01:13.421	<b>45.081</b>	+0.270	13.351	19.955	11.775
13	15:01:58.344	<b>44.923</b>	+0.112	13.275	19.883	11.765
14	15:02:43.206	<b>44.862</b>	+0.051	13.203	19.886	11.773
15	15:03:28.232	<b>45.026</b>	+0.215	13.284	19.952	11.790
16	15:04:13.079	<b>44.847</b>	+0.036	<b>13.194</b>	19.857	11.796
17	15:04:58.001	<b>44.922</b>	+0.111	13.284	19.937	<b>11.701</b>
18	15:05:42.812	<b>44.811</b>		13.234	<b>19.854</b>	11.723

<b>(106) Niko Bognar</b>						
1	14:51:56.811	<b>48.023</b>	+3.211	15.181	20.627	12.215
2	14:52:42.045	<b>45.234</b>	+0.422	13.495	19.869	11.870
3	14:53:26.936	<b>44.891</b>	+0.079	13.336	<b>19.709</b>	11.846
4	14:54:11.805	<b>44.869</b>	+0.057	13.199	19.817	11.853
5	14:54:56.929	<b>45.124</b>	+0.312	13.386	19.870	11.958
6	14:55:42.161	<b>45.232</b>	+0.420	13.496	19.800	11.936
7	14:57:29.411	<b>1:47.250</b>	+1:02.438	13.256	20.403	1:13.591
8	14:58:15.359	<b>45.948</b>	+1.136	14.104	19.985	11.859
9	14:59:00.232	<b>44.873</b>	+0.061	13.248	19.829	<b>11.796</b>
10	14:59:45.044	<b>44.812</b>		<b>13.184</b>	19.799	11.829

Orbits



INT. ADAC Kartrennen Kerpen

DJKM - OK-J

Erftlandring Kerpen 1,110 Km

Test-Session 3

19.07.2024 14:50

Practice (15:00 Time) started at 14:50:02

Lap	Time of Day	Lap Tm	Diff	S1 Tm	S2 Tm	S3 Tm	Lap	Time of Day	Lap Tm	Diff	S1 Tm	S2 Tm	S3 Tm
11	15:00:29.871	<b>44.827</b>	+0.015	13.222	19.755	11.850							
12	15:01:14.818	<b>44.947</b>	+0.135	13.236	19.850	11.861							
13	15:01:59.877	<b>45.059</b>	+0.247	13.321	19.888	11.850							
14	15:02:44.885	<b>45.008</b>	+0.196	13.203	19.941	11.864							
15	15:03:29.783	<b>44.898</b>	+0.086	13.210	19.846	11.842							
16	15:04:14.598	<b>44.815</b>	+0.003	13.260	19.743	11.812							
17	15:04:59.612	<b>45.014</b>	+0.202	13.322	19.857	11.835							
18	15:05:44.636	<b>45.024</b>	+0.212	13.228	19.841	11.955							

(163) Philip Helmchen

1	14:51:03.417	<b>48.824</b>	+3.189	15.719	20.858	12.247							
2	14:51:49.935	<b>46.518</b>	+0.883	13.806	20.528	12.184							
3	14:52:37.424	<b>47.489</b>	+1.854	13.600	20.405	13.484							
4	14:53:24.501	<b>47.077</b>	+1.442	14.492	20.472	12.113							
5	14:54:10.310	<b>45.809</b>	+0.174	13.523	20.216	12.070							
6	14:54:56.093	<b>45.783</b>	+0.148	13.523	20.230	12.030							
7	14:55:42.053	<b>45.960</b>	+0.325	13.508	20.230	12.222							
8	14:56:28.334	<b>46.281</b>	+0.646	13.912	20.242	12.127							
9	14:57:14.151	<b>45.817</b>	+0.182	13.493	20.214	12.110							
10	14:58:00.090	<b>45.939</b>	+0.304	13.547	20.397	11.995							
11	14:58:46.000	<b>45.910</b>	+0.275	13.498	20.369	12.043							
12	14:59:32.796	<b>46.796</b>	+1.161	13.653	20.653	12.490							
13	15:00:18.528	<b>45.732</b>	+0.097	13.488	20.254	<b>11.990</b>							
14	15:01:04.281	<b>45.753</b>	+0.118	13.489	20.199	12.065							
15	15:01:50.314	<b>46.033</b>	+0.398	<b>13.462</b>	20.559	12.012							
16	15:02:35.949	<b>45.635</b>		13.471	20.090	12.074							
17	15:03:21.722	<b>45.773</b>	+0.138	13.522	20.243	12.008							
18	15:04:07.516	<b>45.794</b>	+0.159	13.523	20.270	12.001							

(176) Eric Bondarov Naperotti

1	14:51:11.241	<b>48.083</b>	+2.312	15.200	20.546	12.337							
2	14:51:58.946	<b>47.705</b>	+1.934	15.001	20.443	12.261							
3	14:52:44.912	<b>45.966</b>	+0.195	13.569	20.204	12.193							
4	14:53:31.078	<b>46.166</b>	+0.395	13.501	20.359	12.306							
5	14:54:16.849	<b>45.771</b>		13.562	20.240	<b>11.969</b>							
6	14:55:02.853	<b>46.004</b>	+0.233	13.569	20.287	12.148							
7	14:57:14.767	<b>2:11.914</b>	+1:26.143	14.071	20.286	1:37.557							
8	14:58:01.270	<b>46.503</b>	+0.732	14.168	20.361	11.974							
9	14:58:47.831	<b>46.561</b>	+0.790	<b>13.365</b>	20.468	12.728							
10	14:59:33.697	<b>45.866</b>	+0.095	13.420	20.461	11.985							
11	15:00:19.546	<b>45.849</b>	+0.078	13.384	20.430	12.035							
12	15:01:06.307	<b>46.761</b>	+0.990	13.484	21.196	12.081							
13	15:01:52.381	<b>46.074</b>	+0.303	13.587	20.326	12.161							



### DJKM - OK-J

### Test-Session 4

Track length: 1.110 Km

Session Started: 17:33:27

Best Lap by: 101 - Luke Kornder - 43.931


Rank	#	Driver	Nat	Sponsor Entrant	Nat	License E-License	Make	laps	Best Lap	Diff	In Lap	Penalty
1	101	Luke Kornder	DEU	Forza Racing	GBR	ITG12977 IBL258038	Exprit/TM/Vega	12	43.931		12	
2	195	Lukas Übleis	AUT	Lanari Racing Team	DEU	ITGJK2021 KBF17166	KR/IAME/Vega	18	44.208	0.277	15	
3	131	Amin Kara Osman	DEU	Forza Racing	GBR	ITG36877 KBF258038	Exprit/TM/Vega	13	44.223	0.292	10	
4	155	Moritz Groneck	DEU	CRG Holland	NLD	ITG39313 IBL15521007	CRG/TM/Vega	18	44.240	0.309	18	
5	120	Constantin Papst	DEU	ADAC Nordbayern e.V. NEES RACING	DEU	ITG38729 BIC17863	KR/IAME/Vega	14	44.355	0.424	13	
6	124	Benjamin Jalmgard	SWE	Patrick Jalmgard	SWE	ITG126012 IBL126011	Tony Kart/Vortex/Vega	19	44.380	0.449	18	
7	110	Marc Alexander Reistrup	DNK	CRG Holland	NLD	ITG93629 IBL15521008	CRG/TM/Vega	12	44.458	0.527	8	
8	185	Oliver Städtler	DEU	CV Performance Group	DEU	ITG34878 BIF38321	KR/TM/Vega	11	44.568	0.637	6	
9	106	Niko Bognar	HUN	Maranello SRP Factory Team	DEU	ITG7685 KBF38275	Maranello/TM /Vega	20	44.901	0.970	8	
10	176	Eric Bondarov Naperotti	SWE	DUTT MOTORSPORT by FENSTER.COM	LUX	NKA141102 IBL867	Tony Kart /TM/Vega	17	45.304	1.373	7	
11	163	Philip Helmchen	DEU	ADAC Berlin-Brandenburg e.V. ADAC Niedersachsen/ Sachsen-Anhalt e.V.	DEU	ITG44008 BIC38443	Maranello/TM/Vega	17	45.774	1.843	14	

Timekeeper  
M.Riehmers

Race Director  
H.Seidel

These results are provisional until the conclusion of any judicial and technical matters!

Printed: 19.07.2024 / 17:49



INT. ADAC Kartrennen Kerpen

DJKM - OK-J

Erftlandring Kerpen 1,110 Km

Test-Session 4

19.07.2024 17:30

Practice (15:00 Time) started at 17:33:27

Lap	Time of Day	Lap Tm	Diff	S1 Tm	S2 Tm	S3 Tm	Lap	Time of Day	Lap Tm	Diff	S1 Tm	S2 Tm	S3 Tm
<b>(101) Luke Kornder</b>							4	17:37:11.467	<b>44.747</b>	+0.392	13.238	19.698	11.811
1	17:39:36.519	<b>53.204</b>	+9.273	14.807	26.325	12.072	5	17:37:56.203	<b>44.736</b>	+0.381	13.252	19.777	11.707
2	17:40:21.130	<b>44.611</b>	+0.680	13.265	19.688	11.658	6	17:38:40.993	<b>44.790</b>	+0.435	13.227	19.767	11.796
3	17:41:05.258	<b>44.128</b>	+0.197	13.061	19.466	11.601	7	17:39:25.495	<b>44.502</b>	+0.147	13.254	<b>19.542</b>	11.706
4	17:41:49.501	<b>44.243</b>	+0.312	13.111	19.460	11.672	8	17:41:53.083	<b>2:27.588</b>	+1:43.233	13.167	19.640	1:54.781
5	17:43:57.041	<b>2:07.540</b>	+1:23.609	13.049	19.429	1:35.062	9	17:42:38.747	<b>45.664</b>	+1.309	14.058	19.840	11.766
6	17:44:45.911	<b>48.870</b>	+4.939	15.199	22.000	11.671	10	17:43:23.341	<b>44.594</b>	+0.239	13.197	19.643	11.754
7	17:45:29.940	<b>44.029</b>	+0.098	13.063	19.396	11.570	11	17:44:07.929	<b>44.588</b>	+0.233	13.241	19.646	11.701
8	17:46:13.918	<b>43.978</b>	+0.047	12.992	19.418	11.568	12	17:44:52.551	<b>44.622</b>	+0.267	13.181	19.627	11.814
9	17:46:57.903	<b>43.985</b>	+0.054	13.005	19.449	11.531	13	17:45:36.906	<b>44.355</b>		13.118	19.564	11.673
10	17:47:41.919	<b>44.016</b>	+0.085	13.074	19.388	11.554	14	17:46:21.326	<b>44.420</b>	+0.065	13.113	19.648	<b>11.659</b>
11	17:48:25.857	<b>43.938</b>	+0.007	13.020	19.395	<b>11.523</b>	<b>(124) Benjamin Jalmgard</b>						
12	17:49:09.788	<b>43.931</b>		<b>12.956</b>	<b>19.379</b>	11.596	1	17:34:36.568	<b>47.542</b>	+3.162	15.061	20.480	12.001
<b>(195) Lukas Übleis</b>							2	17:35:21.518	<b>44.950</b>	+0.570	13.385	19.820	11.745
1	17:35:02.350	<b>48.072</b>	+3.864	15.292	20.739	12.041	3	17:36:06.191	<b>44.673</b>	+0.293	13.214	19.733	11.726
2	17:35:47.288	<b>44.938</b>	+0.730	13.374	19.799	11.765	4	17:36:51.947	<b>45.756</b>	+1.376	13.250	20.472	12.034
3	17:36:31.805	<b>44.517</b>	+0.309	13.246	19.623	11.648	5	17:37:36.448	<b>44.501</b>	+0.121	13.166	19.669	11.666
4	17:37:16.344	<b>44.539</b>	+0.331	13.219	19.658	11.662	6	17:38:20.897	<b>44.449</b>	+0.069	13.153	19.635	11.661
5	17:38:00.919	<b>44.575</b>	+0.367	13.238	19.635	11.702	7	17:39:05.680	<b>44.783</b>	+0.403	13.161	19.941	11.681
6	17:38:45.262	<b>44.343</b>	+0.135	13.174	19.503	11.666	8	17:39:50.219	<b>44.539</b>	+0.159	13.165	19.667	11.707
7	17:39:30.924	<b>45.662</b>	+1.454	13.228	20.672	11.762	9	17:41:42.638	<b>1:52.419</b>	+1:08.039	13.155	19.807	1:19.457
8	17:40:15.283	<b>44.359</b>	+0.151	13.164	19.539	11.656	10	17:42:27.887	<b>45.249</b>	+0.869	13.724	19.808	11.717
9	17:40:59.873	<b>44.590</b>	+0.382	13.168	19.698	11.724	11	17:43:12.401	<b>44.514</b>	+0.134	13.142	19.689	11.683
10	17:42:27.754	<b>1:27.881</b>	+43.673	13.173	19.886	54.822	12	17:43:56.981	<b>44.580</b>	+0.200	13.196	19.684	11.700
11	17:43:19.397	<b>51.643</b>	+7.435	16.957	22.127	12.559	13	17:44:41.488	<b>44.507</b>	+0.127	13.227	19.638	<b>11.642</b>
12	17:44:03.992	<b>44.595</b>	+0.387	13.270	19.625	11.700	14	17:45:26.121	<b>44.633</b>	+0.253	13.188	19.781	11.664
13	17:44:48.391	<b>44.399</b>	+0.191	13.172	19.562	11.665	15	17:46:10.581	<b>44.460</b>	+0.080	13.127	19.638	11.695
14	17:45:32.795	<b>44.404</b>	+0.196	13.152	19.574	11.678	16	17:46:55.266	<b>44.685</b>	+0.305	13.233	19.747	11.705
15	17:46:17.003	<b>44.203</b>		13.100	<b>19.471</b>	11.637	17	17:47:39.886	<b>44.620</b>	+0.240	13.156	19.692	11.772
16	17:47:01.361	<b>44.358</b>	+0.150	<b>13.093</b>	19.654	11.611	18	17:48:24.266	<b>44.380</b>		<b>13.101</b>	<b>19.612</b>	11.667
17	17:47:46.085	<b>44.724</b>	+0.516	13.329	19.716	11.679	19	17:49:08.786	<b>44.520</b>	+0.140	13.157	19.647	11.716
18	17:48:30.472	<b>44.387</b>	+0.179	13.177	19.603	<b>11.607</b>	<b>(110) Marc Alexander Reistrup</b>						
<b>(131) Amin Kara Osman</b>							1	17:34:43.999	<b>48.261</b>	+3.803	15.338	20.658	12.265
1	17:39:02.292	<b>46.868</b>	+2.645	14.671	20.267	11.930	2	17:35:29.478	<b>45.479</b>	+1.021	13.606	19.978	11.895
2	17:39:47.001	<b>44.709</b>	+0.486	13.172	19.767	11.770	3	17:36:14.585	<b>45.107</b>	+0.649	13.456	19.820	11.831
3	17:40:31.442	<b>44.441</b>	+0.218	13.075	19.720	11.646	4	17:36:59.439	<b>44.854</b>	+0.396	13.300	19.781	11.773
4	17:41:15.763	<b>44.321</b>	+0.098	13.017	19.682	<b>11.622</b>	5	17:37:44.174	<b>44.735</b>	+0.277	13.244	19.711	11.780
5	17:42:00.267	<b>44.504</b>	+0.281	13.038	19.813	11.653	6	17:38:28.975	<b>44.801</b>	+0.343	13.297	19.671	11.833
6	17:43:54.048	<b>1:53.781</b>	+1:09.558	13.019	19.653	1:21.109	7	17:39:13.599	<b>44.624</b>	+0.166	<b>13.206</b>	19.711	11.707
7	17:44:39.445	<b>45.397</b>	+1.174	13.828	19.817	11.752	8	17:39:58.057	<b>44.458</b>		13.228	<b>19.605</b>	<b>11.625</b>
8	17:45:23.872	<b>44.427</b>	+0.204	13.077	19.639	11.711	9	17:40:42.716	<b>44.659</b>	+0.201	13.273	19.686	11.700
9	17:46:08.182	<b>44.310</b>	+0.087	13.025	19.660	11.625	10	17:41:27.829	<b>45.113</b>	+0.655	13.268	20.011	11.834
10	17:46:52.405	<b>44.223</b>		13.030	<b>19.571</b>	11.622	11	17:42:12.607	<b>44.778</b>	+0.320	13.253	19.668	11.857
11	17:47:37.033	<b>44.628</b>	+0.405	<b>12.980</b>	19.699	11.949	12	17:42:57.463	<b>44.856</b>	+0.398	13.297	19.701	11.858
12	17:48:21.315	<b>44.282</b>	+0.059	13.026	19.609	11.647	<b>(185) Oliver Städtler</b>						
13	17:49:05.697	<b>44.382</b>	+0.159	13.040	19.712	11.630	1	17:35:00.784	<b>47.183</b>	+2.615	14.605	20.513	12.065
<b>(155) Moritz Groneck</b>							2	17:35:46.022	<b>45.238</b>	+0.670	13.413	19.964	11.861
1	17:34:46.662	<b>52.206</b>	+7.966	17.934	21.877	12.395	3	17:36:30.915	<b>44.893</b>	+0.325	13.246	19.830	11.817
2	17:35:32.096	<b>45.434</b>	+1.194	13.435	20.031	11.968	4	17:37:15.608	<b>44.693</b>	+0.125	13.226	19.729	<b>11.738</b>
3	17:36:16.891	<b>44.795</b>	+0.555	13.232	19.836	11.727	5	17:38:00.373	<b>44.765</b>	+0.197	13.258	19.694	11.813
4	17:37:01.682	<b>44.791</b>	+0.551	13.121	19.882	11.788	6	17:38:44.941	<b>44.568</b>		<b>13.176</b>	19.640	11.752
5	17:37:46.082	<b>44.400</b>	+0.160	13.093	19.656	11.651	7	17:40:56.086	<b>2:11.145</b>	+1:26.577	13.317	21.413	1:36.415
6	17:38:30.695	<b>44.613</b>	+0.373	13.115	19.785	11.713	8	17:41:45.145	<b>49.059</b>	+4.491	15.943	21.199	11.917
7	17:39:15.417	<b>44.722</b>	+0.482	13.292	19.712	11.718	9	17:42:29.827	<b>44.682</b>	+0.114	13.246	<b>19.634</b>	11.802
8	17:39:59.771	<b>44.354</b>	+0.114	13.141	19.599	<b>11.614</b>	10	17:43:19.708	<b>49.881</b>	+5.313	14.473	22.769	12.639
9	17:40:44.096	<b>44.325</b>	+0.085	13.033	19.678	11.614	11	17:46:29.666	<b>3:09.958</b>	+2:25.390	13.282	19.709	2:36.967
10	17:41:28.473	<b>44.377</b>	+0.137	13.047	19.623	11.707	<b>(106) Niko Bognar</b>						
11	17:42:12.828	<b>44.355</b>	+0.115	13.079	19.600	11.676	1	17:34:31.220	<b>48.200</b>	+3.299	14.898	20.885	12.417
12	17:42:59.013	<b>46.185</b>	+1.945	13.292	20.737	12.156	2	17:35:16.838	<b>45.618</b>	+0.717	13.493	20.043	12.082
13	17:43:43.551	<b>44.538</b>	+0.298	13.019	19.581	11.938	3	17:36:02.293	<b>45.455</b>	+0.554	13.429	20.023	12.003
14	17:44:27.967	<b>44.416</b>	+0.176	13.073	19.608	11.735	4	17:36:47.547	<b>45.254</b>	+0.353	13.286	19.949	12.019
15	17:46:11.841	<b>1:43.874</b>	+59.634	<b>13.005</b>	19.676	1:11.193	5	17:37:32.754	<b>45.207</b>	+0.306	13.306	19.980	11.921
16	17:47:00.629	<b>48.788</b>	+4.548	14.718	22.239	11.831	6	17:38:17.954	<b>45.200</b>	+0.299	13.378	19.861	11.961
17	17:47:44.970	<b>44.341</b>	+0.101	13.134	<b>19.571</b>	11.636	7	17:39:02.899	<b>44.945</b>	+0.044	13.230	19.858	<b>11.857</b>
18	17:48:29.210	<b>44.240</b>		13.028	19.576	11.636	8	17:39:47.800	<b>44.901</b>		<b>13.158</b>	19.850	11.893
<b>(120) Constantin Papst</b>							9	17:40:32.812	<b>45.012</b>	+0.111	13.327	19.819	11.866
1	17:34:56.663	<b>47.524</b>	+3.169	15.049	20.440	12.035	10	17:41:18.251	<b>45.439</b>	+0.538	13.172	20.311	11.956
2	17:35:41.750	<b>45.087</b>	+0.732	13.383	19.793	11.911	11	17:42:03.194	<b>44.943</b>	+0.042	13.260	19.775	11.908
3	17:36:26.720	<b>44.970</b>	+0.615	13.438	19.752	11.780	12	17:42:48.244	<b>45.050</b>	+0.149	13.262	19.903	11.885
							13	17:43:34.163	<b>45.919</b>	+1.018	13.497	20.387	12.035

Orbits



INT. ADAC Kartrennen Kerpen

DJKM - OK-J

Erftlandring Kerpen 1,110 Km

Test-Session 4

19.07.2024 17:30

Practice (15:00 Time) started at 17:33:27


Lap	Time of Day	Lap Tm	Diff	S1 Tm	S2 Tm	S3 Tm
14	17:44:19.263	45.100	+0.199	13.356	19.761	11.983
15	17:45:04.290	45.027	+0.126	13.273	19.831	11.923
16	17:45:49.265	44.975	+0.074	13.282	19.820	11.873
17	17:46:34.516	45.251	+0.350	13.364	19.953	11.934
18	17:47:19.638	45.122	+0.221	13.375	19.813	11.934
19	17:48:04.566	44.928	+0.027	13.236	19.793	11.899
20	17:48:49.597	45.031	+0.130	13.291	19.731	12.009

(176) Eric Bondarov Naperotti

1	17:34:32.504	48.772	+3.468	15.156	21.178	12.438
2	17:35:18.536	46.032	+0.728	13.780	20.167	12.085
3	17:36:03.962	45.426	+0.122	13.396	20.085	11.945
4	17:36:49.401	45.439	+0.135	13.465	19.990	11.984
5	17:37:34.837	45.436	+0.132	13.332	20.125	11.979
6	17:38:20.305	45.468	+0.164	13.287	20.098	12.083
7	17:39:05.609	45.304		13.391	20.062	11.851
8	17:39:51.237	45.628	+0.324	13.544	20.109	11.975
9	17:40:36.779	45.542	+0.238	13.483	20.092	11.967
10	17:41:22.379	45.600	+0.296	13.402	20.246	11.952
11	17:42:07.840	45.461	+0.157	13.354	20.137	11.970
12	17:42:53.841	46.001	+0.697	13.420	20.452	12.129
13	17:43:39.298	45.457	+0.153	13.368	20.044	12.045
14	17:44:25.102	45.804	+0.500	13.391	20.358	12.055
15	17:45:10.740	45.638	+0.334	13.432	20.307	11.899
16	17:45:56.623	45.883	+0.579	13.259	20.411	12.213
17	17:46:42.345	45.722	+0.418	13.523	20.230	11.969

(163) Philip Helmchen

1	17:34:32.335	48.954	+3.180	15.310	21.192	12.452
2	17:35:19.328	46.993	+1.219	14.129	20.679	12.185
3	17:36:05.551	46.223	+0.449	13.701	20.342	12.180
4	17:36:51.905	46.354	+0.580	13.634	20.452	12.268
5	17:37:38.210	46.305	+0.531	13.820	20.284	12.201
6	17:38:24.272	46.062	+0.288	13.537	20.411	12.114
7	17:39:10.336	46.064	+0.290	13.620	20.328	12.116
8	17:39:56.289	45.953	+0.179	13.612	20.293	12.048
9	17:40:42.237	45.948	+0.174	13.622	20.221	12.105
10	17:41:29.504	47.267	+1.493	13.504	21.263	12.500
11	17:42:15.742	46.238	+0.464	13.628	20.524	12.086
12	17:43:01.555	45.813	+0.039	13.504	20.258	12.051
13	17:43:47.833	46.278	+0.504	13.516	20.649	12.113
14	17:44:33.607	45.774		13.558	20.127	12.089
15	17:45:19.503	45.896	+0.122	13.536	20.292	12.068
16	17:46:05.408	45.905	+0.131	13.528	20.323	12.054
17	17:46:51.275	45.867	+0.093	13.582	20.273	12.012





### DJKM - OK-J

### Free Practice

Track length: 1.110 Km

Session Started: 9:20:51

Best Lap by: 101 - Luke Kornder - 44,069


Rank	#	Driver	Nat	Sponsor Entrant	Nat	License E-License	Make	laps	Best Lap	Diff	In Lap	Penalty
1	101	Luke Kornder	DEU	Forza Racing	GBR	ITG12977 IBL258038	Exprit/TM/Vega	11	44.069		8	
2	195	Lukas Übleis	AUT	Lanari Racing Team	DEU	ITGJK2021 KBF17166	KR/IAME/Vega	13	44.157	0.088	7	
3	131	Amin Kara Osman	DEU	Forza Racing	GBR	ITG36877 KBF258038	Exprit/TM/Vega	11	44.228	0.159	8	
4	155	Moritz Groneck	DEU	CRG Holland	NLD	ITG39313 IBL15521007	CRG/TM/Vega	13	44.234	0.165	11	
5	120	Constantin Papst	DEU	ADAC Nordbayern e.V. NEES RACING	DEU	ITG38729 BIC17863	KR/IAME/Vega	12	44.577	0.508	7	
6	185	Oliver Städtler	DEU	CV Performance Group	DEU	ITG34878 BIF38321	KR/TM/Vega	12	44.585	0.516	11	
7	110	Marc Alexander Reistrup	DNK	CRG Holland	NLD	ITG93629 IBL15521008	CRG/TM/Vega	12	44.657	0.588	8	
8	106	Niko Bognar	HUN	Maranello SRP Factory Team	DEU	ITG7685 KBF38275	Maranello/TM /Vega	13	44.789	0.720	9	
9	124	Benjamin Jalmgard	SWE	Patrick Jalmgard	SWE	ITG126012 IBL126011	Tony Kart/Vortex/Vega	12	44.872	0.803	9	
10	176	Eric Bondarov Naperotti	SWE	DUTT MOTORSPORT by FENSTER.COM	LUX	NKA141102 IBL867	Tony Kart /TM/Vega	11	45.545	1.476	5	
11	163	Philip Helmchen	DEU	ADAC Berlin-Brandenburg e.V. ADAC Niedersachsen/ Sachsen-Anhalt e.V.	DEU	ITG44008 BIC38443	Maranello/TM/Vega	11	45.748	1.679	10	

Timekeeper  
M.Riehmers

Race Director  
H.Seidel

These results are provisional until the conclusion of any judicial and technical matters!

Printed: 20.07.2024 / 09:31



INT. ADAC Kartrennen Kerpen

DJKM - OK-J

Erftlandring Kerpen 1,110 Km

Free Practice

20.07.2024 09:20

Practice (10:00 Time) started at 9:20:51

Lap	Time of Day	Lap Tm	Diff	S1 Tm	S2 Tm	S3 Tm
<b>(101) Luke Kornder</b>						
1	9:22:00.142	<b>47.315</b>	+3.246	14.583	20.508	12.224
2	9:24:37.148	<b>2:37.006</b>	+1:52.937	13.301	19.954	2:03.751
3	9:25:23.388	<b>46.240</b>	+2.171	14.204	20.187	11.849
4	9:26:08.140	<b>44.752</b>	+0.683	13.377	19.623	11.752
5	9:26:52.322	<b>44.182</b>	+0.113	13.040	19.472	11.670
6	9:27:36.432	<b>44.110</b>	+0.041	13.027	19.448	11.635
7	9:28:21.081	<b>44.649</b>	+0.580	13.046	<b>19.433</b>	12.170
8	9:29:05.150	<b>44.069</b>		<b>12.996</b>	19.463	11.610
9	9:29:49.342	<b>44.192</b>	+0.123	13.059	19.459	11.674
10	9:30:33.652	<b>44.310</b>	+0.241	13.202	19.524	<b>11.584</b>
11	9:31:17.828	<b>44.176</b>	+0.107	13.028	19.530	11.618

<b>(195) Lukas Übleis</b>						
1	9:22:23.858	<b>51.035</b>	+6.878	16.994	21.560	12.481
2	9:23:09.601	<b>45.743</b>	+1.586	13.811	20.052	11.880
3	9:23:54.091	<b>44.490</b>	+0.333	13.255	19.599	11.636
4	9:24:38.647	<b>44.556</b>	+0.399	13.193	19.617	11.746
5	9:25:23.536	<b>44.889</b>	+0.732	13.093	19.977	11.819
6	9:26:08.384	<b>44.848</b>	+0.691	13.479	19.682	11.687
7	9:26:52.541	<b>44.157</b>		13.083	<b>19.434</b>	11.640
8	9:27:36.854	<b>44.313</b>	+0.156	13.115	19.547	11.651
9	9:28:21.410	<b>44.556</b>	+0.399	<b>13.009</b>	19.500	12.047
10	9:29:05.862	<b>44.452</b>	+0.295	13.082	19.686	11.684
11	9:29:49.085	<b>44.223</b>	+0.066	13.093	19.543	<b>11.587</b>
12	9:30:34.677	<b>44.592</b>	+0.435	13.302	19.667	11.623
13	9:31:18.941	<b>44.264</b>	+0.107	13.081	19.503	11.680

<b>(131) Amin Kara Osman</b>						
1	9:21:52.613	<b>50.079</b>	+5.851	17.093	20.777	12.209
2	9:22:38.189	<b>45.576</b>	+1.348	13.463	20.116	11.997
3	9:25:19.605	<b>2:41.416</b>	+1:57.188	13.281	19.864	2:08.271
4	9:26:10.403	<b>50.798</b>	+6.570	18.005	20.804	11.989
5	9:26:54.987	<b>44.584</b>	+0.356	13.210	19.690	11.684
6	9:27:39.361	<b>44.374</b>	+0.146	13.078	19.646	11.650
7	9:28:23.702	<b>44.341</b>	+0.113	13.079	19.628	11.634
8	9:29:07.930	<b>44.228</b>		<b>12.992</b>	19.615	<b>11.621</b>
9	9:29:52.268	<b>44.388</b>	+0.110	13.026	19.626	11.686
10	9:30:36.647	<b>44.379</b>	+0.151	13.044	19.677	11.658
11	9:31:20.930	<b>44.283</b>	+0.055	13.038	<b>19.595</b>	11.650

<b>(155) Moritz Groneck</b>						
1	9:21:56.754	<b>50.941</b>	+6.707	16.117	22.537	12.287
2	9:22:41.927	<b>45.173</b>	+0.939	13.366	19.913	11.894
3	9:23:26.709	<b>44.782</b>	+0.548	13.247	19.761	11.774
4	9:24:11.311	<b>44.602</b>	+0.368	13.177	19.682	11.743
5	9:24:55.911	<b>44.600</b>	+0.366	13.205	19.614	11.781
6	9:25:40.366	<b>44.455</b>	+0.221	13.112	19.632	11.711
7	9:26:24.998	<b>44.632</b>	+0.398	13.221	19.640	11.771
8	9:27:09.395	<b>44.397</b>	+0.163	13.102	<b>19.575</b>	11.720
9	9:27:53.926	<b>44.531</b>	+0.297	13.191	19.647	11.693
10	9:28:38.312	<b>44.386</b>	+0.152	13.065	19.623	11.698
11	9:29:22.546	<b>44.234</b>		<b>12.987</b>	19.575	11.672
12	9:30:06.904	<b>44.358</b>	+0.124	13.079	19.604	11.675
13	9:30:51.258	<b>44.354</b>	+0.120	13.076	19.628	<b>11.650</b>

<b>(120) Constantin Papst</b>						
1	9:21:52.036	<b>49.200</b>	+4.623	16.132	20.785	12.283
2	9:22:37.335	<b>45.299</b>	+0.722	13.595	19.867	11.837
3	9:23:22.092	<b>44.757</b>	+0.180	13.311	19.688	11.758
4	9:24:06.695	<b>44.603</b>	+0.026	13.239	19.636	11.728
5	9:24:51.390	<b>44.695</b>	+0.118	13.260	19.713	11.722
6	9:25:36.029	<b>44.639</b>	+0.062	13.214	19.692	11.733
7	9:26:20.606	<b>44.577</b>		13.170	19.673	11.734
8	9:28:09.885	<b>1:49.279</b>	+1:04.702	<b>13.159</b>	<b>19.615</b>	1:16.505
9	9:28:55.614	<b>45.729</b>	+1.152	14.269	19.695	11.765
10	9:29:40.225	<b>44.611</b>	+0.034	13.208	19.680	11.723
11	9:30:24.807	<b>44.582</b>	+0.005	13.213	19.650	11.719
12	9:31:09.510	<b>44.703</b>	+0.126	13.261	19.810	<b>11.632</b>

<b>(185) Oliver Städtler</b>						
1	9:21:55.519	<b>47.958</b>	+3.373	15.309	20.587	12.062
2	9:22:40.840	<b>45.321</b>	+0.736	13.497	19.936	11.888

3	9:23:25.797	<b>44.957</b>	+0.372	13.329	19.786	11.842
4	9:24:56.719	<b>1:30.922</b>	+46.337	13.360	19.964	57.598
5	9:25:45.384	<b>48.665</b>	+4.080	15.770	20.682	12.213
6	9:26:30.653	<b>45.269</b>	+0.684	13.421	19.907	11.941
7	9:27:15.466	<b>44.813</b>	+0.228	13.299	19.709	11.805
8	9:28:00.107	<b>44.641</b>	+0.056	13.169	19.764	<b>11.708</b>
9	9:28:44.746	<b>44.639</b>	+0.054	13.187	19.731	11.721
10	9:29:29.368	<b>44.622</b>	+0.037	13.182	19.695	11.745
11	9:30:13.953	<b>44.585</b>		13.181	<b>19.591</b>	11.813
12	9:30:59.548	<b>45.595</b>	+1.010	<b>13.158</b>	20.483	11.954

<b>(110) Marc Alexander Reistrup</b>						
1	9:22:10.259	<b>48.074</b>	+3.417	15.095	20.755	12.224
2	9:22:55.765	<b>45.506</b>	+0.849	13.478	20.001	12.027
3	9:23:40.903	<b>45.138</b>	+0.481	13.445	19.748	11.945
4	9:24:25.941	<b>45.038</b>	+0.381	13.402	19.760	11.876
5	9:25:10.835	<b>44.894</b>	+0.237	13.284	19.767	11.843
6	9:25:55.852	<b>45.017</b>	+0.360	13.371	19.828	11.818
7	9:26:40.622	<b>44.770</b>	+0.113	13.264	19.713	11.793
8	9:27:25.279	<b>44.657</b>		13.253	19.643	11.761
9	9:28:09.940	<b>44.661</b>	+0.004	<b>13.228</b>	19.725	<b>11.708</b>
10	9:29:57.041	<b>1:47.101</b>	+1:02.444	13.269	19.652	1:14.180
11	9:30:42.565	<b>45.524</b>	+0.867	13.891	19.778	11.855
12	9:31:27.223	<b>44.658</b>	+0.001	13.260	<b>19.623</b>	11.775

<b>(106) Niko Bogнар</b>						
1	9:21:54.676	<b>51.129</b>	+6.340	17.245	21.404	12.480
2	9:22:40.525	<b>45.849</b>	+1.060	13.644	20.207	11.998
3	9:23:25.520	<b>44.995</b>	+0.206	13.268	19.852	11.875
4	9:24:11.868	<b>46.348</b>	+1.559	14.305	20.268	<b>11.775</b>
5	9:24:56.708	<b>44.840</b>	+0.051	13.295	19.727	11.818
6	9:25:41.864	<b>45.156</b>	+0.367	13.269	<b>19.670</b>	12.217
7	9:26:26.954	<b>45.090</b>	+0.301	13.395	19.853	11.842
8	9:27:11.772	<b>44.818</b>	+0.029	13.269	19.731	11.818
9	9:27:56.561	<b>44.789</b>		13.215	19.748	11.826
10	9:28:41.622	<b>45.061</b>	+0.272	13.248	19.951	11.862
11	9:29:26.593	<b>44.971</b>	+0.182	<b>13.204</b>	19.903	11.864
12	9:30:11.611	<b>45.018</b>	+0.229	13.293	19.844	11.881
13	9:30:56.587	<b>44.976</b>	+0.187	13.269	19.823	11.884

<b>(124) Benjamin Jalmgard</b>						
1	9:22:06.040	<b>48.059</b>	+3.187	15.201	20.744	12.114
2	9:22:51.584	<b>45.544</b>	+0.672	13.598	20.090	11.856
3	9:23:36.756	<b>45.172</b>	+0.300	13.383	19.914	11.875
4	9:24:21.921	<b>45.165</b>	+0.293	13.375	19.970	11.820
5	9:25:07.026	<b>45.105</b>	+0.233	13.257	20.013	11.835
6	9:26:44.196	<b>1:37.170</b>	+52.298	13.284	19.838	1:04.048
7	9:27:30.741	<b>46.545</b>	+1.673	14.248	20.379	11.918
8	9:28:15.763	<b>45.022</b>	+0.150	13.257	19.964	11.801
9	9:29:00.635	<b>44.872</b>		13.195	19.928	<b>11.749</b>
10	9:29:46.729	<b>46.094</b>	+1.222	<b>13.189</b>	<b>19.798</b>	13.107
11	9:30:31.762	<b>45.033</b>	+0.161	13.386	19.815	11.832
12	9:31:16.658	<b>44.896</b>	+0.024	13.211	19.870	11.815

<b>(176) Eric Bondarov Naperotti</b>						
1	9:22:02.176	<b>48.406</b>	+2.861	15.064	20.928	12.414
2	9:22:49.286	<b>47.110</b>	+1.565	14.206	20.712	12.192
3	9:23:42.724	<b>53.438</b>	+7.893	13.514	20.412	19.512
4	9:24:29.658	<b>46.934</b>	+1.389	14.196	20.494	12.244
5	9:25:15.203	<b>45.545</b>		13.407	<b>20.193</b>	<b>11.945</b>
6	9:26:03.625	<b>48.422</b>	+2.877	15.752	20.612	12.058
7	9:2					





INT. ADAC Kartrennen Kerpen

DJKM - OK-J


Erftlandring Kerpen 1,110 Km

Free Practice

20.07.2024 09:20

Practice (10:00 Time) started at 9:20:51

Lap	Time of Day	Lap Tm	Diff	S1 Tm	S2 Tm	S3 Tm	Lap	Time of Day	Lap Tm	Diff	S1 Tm	S2 Tm	S3 Tm
7	9:26:44.102	<b>45.752</b>	+0.004	13.474	20.192	12.086							
8	9:27:31.356	<b>47.254</b>	+1.506	14.198	20.926	12.130							
9	9:28:17.252	<b>45.896</b>	+0.148	13.571	20.278	12.047							
10	9:29:03.000	<b>45.748</b>		<b>13.419</b>	20.195	12.134							
11	9:29:49.058	<b>46.058</b>	+0.310	13.554	20.350	12.154							





### DJKM - OK-J

### Qualifying Practice

Track length: 1.110 Km


Session Started: 11:20:00

Best Lap by: 195 - Lukas Übleis - 44.288

Rank	#	Driver	Nat	Sponsor Entrant	Nat	License E-License	Make	laps	Best Lap	Diff	In Lap	Penalty
1	195	Lukas Übleis	AUT	Lanari Racing Team	DEU	ITGJK2021 KBF17166	KR/IAME/Vega	7	44.288		3	
2	101	Luke Kornder	DEU	Forza Racing	GBR	ITG12977 IBL258038	Exprit/TM/Vega	6	44.341	0.053	5	
3	155	Moritz Groneck	DEU	CRG Holland	NLD	ITG39313 IBL15521007	CRG/TM/Vega	6	44.414	0.126	5	
4	110	Marc Alexander Reistrup	DNK	CRG Holland	NLD	ITG93629 IBL15521008	CRG/TM/Vega	7	44.416	0.128	6	
5	120	Constantin Papst	DEU	ADAC Nordbayern e.V. NEES RACING	DEU	ITG38729 BIC17863	KR/IAME/Vega	7	44.508	0.220	6	
6	185	Oliver Städtler	DEU	CV Performance Group	DEU	ITG34878 BIF38321	KR/TM/Vega	6	44.526	0.238	5	
7	131	Amin Kara Osman	DEU	Forza Racing	GBR	ITG36877 KBF258038	Exprit/TM/Vega	6	44.558	0.270	6	
8	124	Benjamin Jalmgard	SWE	Patrick Jalmgard	SWE	ITG126012 IBL126011	Tony Kart/Vortex/Vega	8	44.688	0.400	8	
9	106	Niko Bognar	HUN	Maranello SRP Factory Team	DEU	ITG7685 KBF38275	Maranello/TM /Vega	8	44.789	0.501	4	
10	176	Eric Bondarov Naperotti	SWE	DUTT MOTORSPORT by FENSTER.COM	LUX	NKA141102 IBL867	Tony Kart /TM/Vega	8	45.220	0.932	3	
11	163	Philip Helmchen	DEU	ADAC Berlin-Brandenburg e.V. ADAC Niedersachsen/ Sachsen-Anhalt e.V.	DEU	ITG44008 BIC38443	Maranello/TM/Vega	7	45.427	1.139	3	

Timekeeper  
M.Riehmers

Race Director  
H.Seidel



INT. ADAC Kartrennen Kerpen

DJKM - OK-J

Erftlandring Kerpen 1,110 Km

Qualifying Practice

20.07.2024 11:20

Qualifying (6:00 Time) started at 11:20:00

Lap	Time of Day	Lap Tm	Diff	S1 Tm	S2 Tm	S3 Tm
<b>(195) Lukas Übleis</b>						
1	11:21:49.963	<b>46.602</b>	+2.314	14.570	20.191	11.841
2	11:22:34.637	<b>44.674</b>	+0.386	13.298	19.657	11.779
3	11:23:18.925	<b>44.288</b>		13.126	<b>19.497</b>	<b>11.665</b>
4	11:24:03.975	<b>45.050</b>	+0.762	13.335	19.733	11.982
5	11:24:48.540	<b>44.565</b>	+0.277	13.167	19.575	11.823
6	11:25:32.958	<b>44.418</b>	+0.130	13.163	19.569	11.686
7	11:26:17.474	<b>44.516</b>	+0.228	<b>13.122</b>	19.594	11.800

Lap	Time of Day	Lap Tm	Diff	S1 Tm	S2 Tm	S3 Tm
<b>(101) Luke Kornder</b>						
1	11:22:37.287	<b>50.215</b>	+5.874	14.040	20.735	15.440
2	11:23:22.008	<b>44.721</b>	+0.380	13.294	19.792	<b>11.635</b>
3	11:24:06.357	<b>44.349</b>	+0.008	13.093	19.621	11.635
4	11:24:50.733	<b>44.376</b>	+0.035	13.110	19.621	11.645
5	11:25:35.074	<b>44.341</b>		<b>13.081</b>	<b>19.611</b>	11.649
6	11:26:19.431	<b>44.357</b>	+0.016	<b>13.078</b>	19.622	11.657

Lap	Time of Day	Lap Tm	Diff	S1 Tm	S2 Tm	S3 Tm
<b>(155) Moritz Groneck</b>						
1	11:22:16.886	<b>47.649</b>	+3.235	14.732	20.906	12.011
2	11:23:01.581	<b>44.695</b>	+0.281	13.267	19.680	11.748
3	11:23:46.029	<b>44.448</b>	+0.034	13.169	19.578	11.701
4	11:24:30.274	<b>47.245</b>	+2.831	<b>13.082</b>	21.775	12.388
5	11:25:17.688	<b>44.414</b>		13.179	<b>19.564</b>	<b>11.671</b>
6	11:26:02.356	<b>44.668</b>	+0.254	13.107	19.706	11.855

Lap	Time of Day	Lap Tm	Diff	S1 Tm	S2 Tm	S3 Tm
<b>(110) Marc Alexander Reistrup</b>						
1	11:22:04.866	<b>47.790</b>	+3.374	15.344	20.314	12.132
2	11:22:49.560	<b>44.694</b>	+0.278	13.340	19.651	11.703
3	11:23:34.092	<b>44.532</b>	+0.116	13.195	19.633	11.704
4	11:24:18.682	<b>44.590</b>	+0.174	13.261	<b>19.589</b>	11.740
5	11:25:03.130	<b>44.448</b>	+0.032	13.154	19.636	<b>11.658</b>
6	11:25:47.546	<b>44.416</b>		<b>13.140</b>	19.613	11.663
7	11:26:31.967	<b>44.421</b>	+0.005	13.168	19.592	11.661

Lap	Time of Day	Lap Tm	Diff	S1 Tm	S2 Tm	S3 Tm
<b>(120) Constantin Papst</b>						
1	11:22:09.840	<b>46.727</b>	+2.219	14.554	20.212	11.961
2	11:22:54.831	<b>44.991</b>	+0.483	13.448	19.793	11.750
3	11:23:39.367	<b>44.536</b>	+0.028	13.215	19.594	11.727
4	11:24:23.924	<b>44.557</b>	+0.049	13.231	19.604	<b>11.722</b>
5	11:25:08.546	<b>44.622</b>	+0.114	13.271	19.619	11.732
6	11:25:53.054	<b>44.508</b>		13.180	<b>19.535</b>	11.793
7	11:26:37.785	<b>44.731</b>	+0.223	<b>13.154</b>	19.766	11.811

Lap	Time of Day	Lap Tm	Diff	S1 Tm	S2 Tm	S3 Tm
<b>(185) Oliver Städtler</b>						
1	11:22:22.950	<b>47.094</b>	+2.568	14.632	20.500	11.962
2	11:23:07.827	<b>44.877</b>	+0.351	13.258	19.833	11.786
3	11:23:52.662	<b>44.835</b>	+0.309	13.229	19.851	11.755
4	11:24:37.331	<b>44.669</b>	+0.143	13.178	19.749	11.742
5	11:25:21.857	<b>44.526</b>		<b>13.121</b>	19.699	<b>11.706</b>
6	11:26:06.405	<b>44.548</b>	+0.022	13.127	<b>19.688</b>	11.733

Lap	Time of Day	Lap Tm	Diff	S1 Tm	S2 Tm	S3 Tm
<b>(131) Amin Kara Osman</b>						
1	11:22:29.508	<b>50.380</b>	+5.822	16.947	21.390	12.043
2	11:23:14.327	<b>44.819</b>	+0.261	13.327	19.733	11.759
3	11:23:58.931	<b>44.604</b>	+0.046	13.181	<b>19.689</b>	11.734
4	11:24:43.497	<b>44.566</b>	+0.008	13.142	19.737	<b>11.687</b>
5	11:25:28.108	<b>44.611</b>	+0.053	<b>13.124</b>	19.746	11.741
6	11:26:12.666	<b>44.558</b>		13.153	19.695	11.710

Lap	Time of Day	Lap Tm	Diff	S1 Tm	S2 Tm	S3 Tm
<b>(124) Benjamin Jalmgard</b>						
1	11:21:26.864	<b>48.352</b>	+3.664	15.238	20.955	12.159
2	11:22:11.744	<b>44.880</b>	+0.192	13.299	19.854	<b>11.727</b>
3	11:22:56.926	<b>45.182</b>	+0.494	13.260	20.049	11.873
4	11:23:41.717	<b>44.791</b>	+0.103	<b>13.149</b>	19.799	11.843
5	11:24:26.589	<b>44.872</b>	+0.184	13.176	19.826	11.870
6	11:25:11.641	<b>45.052</b>	+0.364	13.428	19.862	11.762
7	11:25:56.386	<b>44.745</b>	+0.057	13.168	19.800	11.777
8	11:26:41.074	<b>44.688</b>		13.159	<b>19.730</b>	11.799

Lap	Time of Day	Lap Tm	Diff	S1 Tm	S2 Tm	S3 Tm
<b>(106) Niko Bogнар</b>						
1	11:21:27.629	<b>51.269</b>	+6.480	17.052	21.079	13.138
2	11:22:13.195	<b>45.566</b>	+0.777	13.733	19.950	11.883
3	11:22:58.035	<b>44.840</b>	+0.051	13.293	<b>19.701</b>	11.846

Lap	Time of Day	Lap Tm	Diff	S1 Tm	S2 Tm	S3 Tm
4	11:23:42.824	<b>44.789</b>		<b>13.222</b>	19.766	<b>11.801</b>
5	11:24:28.019	<b>45.195</b>	+0.406	13.329	19.966	11.900
6	11:25:12.931	<b>44.912</b>	+0.123	13.258	19.808	11.846
7	11:25:57.980	<b>45.049</b>	+0.260	13.260	19.839	11.950
8	11:26:43.606	<b>45.626</b>	+0.837	13.411	20.011	12.204

Lap	Time of Day	Lap Tm	Diff	S1 Tm	S2 Tm	S3 Tm
<b>(176) Eric Bondarov Naperotti</b>						
1	11:21:24.906	<b>48.278</b>	+3.058	15.103	20.798	12.377
2	11:22:10.603	<b>45.697</b>	+0.477	13.601	20.218	<b>11.878</b>
3	11:22:55.823	<b>45.220</b>		13.383	<b>19.945</b>	11.892
4	11:23:41.149	<b>45.326</b>	+0.106	13.335	19.997	11.994
5	11:24:26.427	<b>45.278</b>	+0.058	<b>13.273</b>	20.105	11.900
6	11:25:12.470	<b>46.043</b>	+0.823	13.906	20.158	11.979
7	11:25:57.812	<b>45.342</b>	+0.122	13.311	20.047	11.984
8	11:26:43.302	<b>45.490</b>	+0.270	13.403	20.107	11.980

Lap	Time of Day	Lap Tm	Diff	S1 Tm	S2 Tm	S3 Tm
<b>(163) Philip Helmchen</b>						
1	11:21:28.195	<b>48.496</b>	+3.069	15.311	21.019	12.166
2	11:22:13.951	<b>45.756</b>	+0.329	13.535	20.250	11.971
3	11:22:59.378	<b>45.427</b>		<b>13.402</b>	<b>20.064</b>	11.961
4	11:23:45.077	<b>45.699</b>	+0.272	13.443	20.251	12.005
5	11:24:30.801	<b>45.724</b>	+0.297	13.480	20.231	12.013
6	11:25:16.639	<b>45.838</b>	+0.411	13.434	20.314	12.090
7	11:26:02.287	<b>45.648</b>	+0.221	13.534	20.186	<b>11.928</b>

Orbits





DKM Round 4

Class: DJKM - OK-J

Date/Time: 20.07.2024 14:55

Track: Kerpen

Heat: Heat 1

Laps: 10 laps

Edition 1

		18	
		17	
		16	
		15	
		14	
		13	
		12	
		11	
		10	
		9	
		8	
		7	
Philip Helmchen	<b>163</b>	6	Maranello/TM/Vega
	11		
Niko Bognar	<b>106</b>	5	Maranello/TM/Vega
	9		
Amin Kara Osman	<b>131</b>	4	Exprit/TM/Vega
	7		
Constantin Papst	<b>120</b>	3	KR/IAME/Vega
	5		
Moritz Gronneck	<b>155</b>	2	CRG/TM/Vega
	3		
Lukas Übleis	<b>195</b>	1	KR/IAME/Vega
	1		
		2	
		10	Eric Bondarov Naper
		8	Benjamin Jalmgard
		6	Oliver Städtler
		4	Marc Alexander Reistrup
		2	Luke Kornder
		10	Tony Kart /TM/Vega
		8	Kart/Vortex/Vega
		6	KR/TM/Vega
		4	CRG/TM/Vega
		2	Exprit/TM/Vega

Pole Position

printed 20.07.2024 11:57





DKM Round 4

Class: DJKM - OK-J

Date/Time: 20.07.2024 17:35

Track: Kerpen

Heat: Heat 2

Laps: 10 laps

Edition 1

	18	
	17	
	16	
	15	
	14	
	13	
	12	
	11	
	10	
	9	
	8	
	7	
Philip Helmchen	6	163 11 Maranello/TM/Vega
Niko Bognar	5	106 9 Maranello/TM/Vega
Amin Kara Osman	4	131 7 Exprit/TM/Vega
Constantin Papst	3	120 5 KR/IAME/Vega
Moritz Gronneck	2	155 3 CRG/TM/Vega
Lukas Übleis	1	195 1 KR/IAME/Vega
	2	Eric Bondarov Naper
	10	176 Tony Kart/TM/Vega
	8	Benjamin Jalmgard
	8	124 Kart/Vortex/Vega
	6	Oliver Städtler
	6	185 KR/TM/Vega
	4	Marc Alexander Reistrup
	4	110 CRG/TM/Vega
	2	Luke Kornder
	2	101 Exprit/TM/Vega

Pole Position

printed 20.07.2024 11:57





### DJKM - OK-J

### Qualifying Heat 1

Track length: 1.110 Km

Race Started: 14:57:34

Best Lap by: 155 - Moritz Groneck - 44,492

Rank	#	Driver	Nat	Sponsor Entrant	Nat	License E-License	Make	laps	T. Time Diff	Best Lap	Penalty	Points
1	▲ <sup>2</sup> 155	Moritz Groneck	DEU	CRG Holland	NLD	ITG39313 IBL15521007	CRG/TM/Vega	10	7:33.801	44.492		50
2	▲ <sup>5</sup> 131	Amin Kara Osman	DEU	Forza Racing	GBR	ITG36877 KBF258038	Exprit/TM/Vega	10	7:34.546 0.745	44.765		44
3	▼ <sup>-1</sup> 101	Luke Kornder	DEU	Forza Racing	GBR	ITG12977 IBL258038	Exprit/TM/Vega	10	7:35.286 1.485	44.539		41
4	▬ <sup>0</sup> 110	Marc Alexander Reistrup	DNK	CRG Holland	NLD	ITG93629 IBL15521008	CRG/TM/Vega	10	7:36.159 2.358	44.499		38
5	▬ <sup>0</sup> 120	Constantin Papst	DEU	ADAC Nordbayern e.V. NEES RACING	DEU	ITG38729 BIC17863	KR/IAME/Vega	10	7:37.071 3.270	44.510		36
6	▬ <sup>0</sup> 185	Oliver Städtler	DEU	CV Performance Group	DEU	ITG34878 BIF38321	KR/TM/Vega	10	7:38.032 4.231	45.005		34
7	▲ <sup>1</sup> 124	Benjamin Jalmgard	SWE	Patrick Jalmgard	SWE	ITG126012 IBL126011	Tony Kart/Vortex/Vega	10	7:38.270 4.469	45.090		32
8	▼ <sup>-7</sup> 195	Lukas Übleis	AUT	Lanari Racing Team	DEU	ITGJK2021 KBF17166	KR/IAME/Vega	10	7:41.792 7.991	44.603	+ 5 sec	30
9	▲ <sup>2</sup> 163	Philip Helmchen	DEU	ADAC Berlin-Brandenburg e.V. ADAC Niedersachsen/ Sachsen-Anhalt e.V.	DEU	ITG44008 BIC38443	Maranello/TM/Vega	10	7:51.158 17.357	45.937		28
10	▬ <sup>0</sup> 176	Eric Bondarov Naperotti	SWE	DUTT MOTORSPORT by FENSTER.COM	LUX	NKA141102 IBL867	Tony Kart /TM/Vega	7	5:40.500 3 Laps	46.291		27
11	▼ <sup>-2</sup> 106	Niko Bognar	HUN	Maranello SRP Factory Team	DEU	ITG7685 KBF38275	Maranello/TM /Vega	1	49.366 9 Laps	48.677		26

#### Announcements

# 195 + 5 sec push


Timekeeper  
M.Riehmers

Race Director  
H.Seidel

Page 1/1

These results are provisional until the conclusion of any judicial and technical matters!

Printed: 20.07.2024 / 15:12



INT. ADAC Kartrennen Kerpen

DJKM - OK-J

Erftlandring Kerpen 1,110 Km

Qualifying Heat 1

20.07.2024 14:55

Race (10 Laps) started at 14:57:34

Lap	Time of Day	Lap Tm	Diff	S1 Tm	S2 Tm	S3 Tm
<b>(155) Moritz Groneck</b>						
1	14:58:22.085	<b>47.308</b>	+2.816	14.042	20.319	12.947
2	14:59:08.263	<b>46.178</b>	+1.686	13.702	20.290	12.186
3	14:59:54.198	<b>45.935</b>	+1.443	13.430	20.232	12.273
4	15:00:39.761	<b>45.563</b>	+1.071	13.455	20.065	12.043
5	15:01:24.706	<b>44.945</b>	+0.453	13.252	19.849	11.844
6	15:02:09.555	<b>44.849</b>	+0.357	13.241	19.752	11.856
7	15:02:54.352	<b>44.797</b>	+0.305	13.148	19.829	11.820
8	15:03:38.995	<b>44.643</b>	+0.151	13.196	<b>19.660</b>	11.787
9	15:04:23.932	<b>44.937</b>	+0.445	13.385	19.794	11.758
10	15:05:08.424	<b>44.492</b>		<b>13.067</b>	19.690	<b>11.735</b>

Lap	Time of Day	Lap Tm	Diff	S1 Tm	S2 Tm	S3 Tm
<b>(131) Amin Kara Osman</b>						
1	14:58:21.769	<b>46.650</b>	+1.885	14.261	20.339	12.060
2	14:59:07.703	<b>45.934</b>	+1.169	13.511	20.244	12.179
3	14:59:53.733	<b>46.090</b>	+1.265	13.557	20.323	12.150
4	15:00:39.147	<b>45.414</b>	+0.649	13.367	20.072	11.975
5	15:01:24.202	<b>45.055</b>	+0.290	13.291	19.927	11.837
6	15:02:09.139	<b>44.937</b>	+0.172	13.236	19.867	11.834
7	15:02:54.104	<b>44.965</b>	+0.200	13.247	19.853	11.865
8	15:03:38.921	<b>44.817</b>	+0.052	13.188	19.805	11.824
9	15:04:24.404	<b>45.483</b>	+0.718	13.365	20.263	11.855
10	15:05:09.169	<b>44.765</b>		<b>13.184</b>	<b>19.792</b>	<b>11.789</b>

Lap	Time of Day	Lap Tm	Diff	S1 Tm	S2 Tm	S3 Tm
<b>(101) Luke Kornder</b>						
1	14:58:22.854	<b>47.929</b>	+3.390	15.326	20.391	12.212
2	14:59:08.895	<b>46.041</b>	+1.502	13.517	20.413	12.111
3	14:59:54.814	<b>45.919</b>	+1.380	13.401	20.354	12.164
4	15:00:40.435	<b>45.621</b>	+1.082	13.362	20.313	11.946
5	15:01:25.490	<b>45.055</b>	+0.516	13.426	19.822	11.807
6	15:02:10.397	<b>44.907</b>	+0.368	13.301	19.740	11.866
7	15:02:55.816	<b>45.419</b>	+0.880	13.193	20.278	11.948
8	15:03:40.695	<b>44.879</b>	+0.340	13.380	19.740	11.759
9	15:04:25.370	<b>44.675</b>	+0.136	13.185	19.750	11.740
10	15:05:09.909	<b>44.539</b>		<b>13.128</b>	<b>19.686</b>	<b>11.725</b>

Lap	Time of Day	Lap Tm	Diff	S1 Tm	S2 Tm	S3 Tm
<b>(110) Marc Alexander Reistrup</b>						
1	14:58:23.234	<b>48.228</b>	+3.729	15.446	20.598	12.184
2	14:59:09.090	<b>45.856</b>	+1.357	13.569	20.213	12.074
3	14:59:55.010	<b>45.920</b>	+1.421	13.442	20.246	12.232
4	15:00:40.571	<b>45.561</b>	+1.062	13.388	20.187	11.986
5	15:01:25.918	<b>45.347</b>	+0.848	13.550	19.966	11.831
6	15:02:10.759	<b>44.841</b>	+0.342	13.288	19.781	11.772
7	15:02:56.130	<b>45.371</b>	+0.872	13.283	20.101	11.987
8	15:03:41.597	<b>45.467</b>	+0.968	13.535	19.992	11.940
9	15:04:26.283	<b>44.686</b>	+0.187	13.313	19.662	<b>11.711</b>
10	15:05:10.782	<b>44.499</b>		<b>13.132</b>	<b>19.591</b>	11.776

Lap	Time of Day	Lap Tm	Diff	S1 Tm	S2 Tm	S3 Tm
<b>(120) Constantin Papst</b>						
1	14:58:22.165	<b>47.213</b>	+2.703	14.308	20.715	12.190
2	14:59:08.479	<b>46.314</b>	+1.804	13.896	20.423	11.995
3	14:59:54.332	<b>45.853</b>	+1.343	13.452	20.114	12.287
4	15:00:40.836	<b>46.504</b>	+1.994	13.837	20.660	12.007
5	15:01:26.229	<b>45.393</b>	+0.883	13.434	20.061	11.898
6	15:02:11.036	<b>44.807</b>	+0.297	13.272	19.710	11.825
7	15:02:56.387	<b>45.351</b>	+0.841	13.233	19.982	12.136
8	15:03:42.408	<b>46.021</b>	+1.511	13.556	20.360	12.105
9	15:04:27.184	<b>44.776</b>	+0.266	13.248	19.721	11.807
10	15:05:11.694	<b>44.510</b>		<b>13.170</b>	<b>19.611</b>	<b>11.729</b>

Lap	Time of Day	Lap Tm	Diff	S1 Tm	S2 Tm	S3 Tm
<b>(185) Oliver Städtler</b>						
1	14:58:22.372	<b>47.191</b>	+2.186	14.382	20.597	12.212
2	14:59:08.720	<b>46.348</b>	+1.343	13.917	20.383	12.048
3	14:59:54.628	<b>45.908</b>	+0.903	13.367	20.436	12.105
4	15:00:40.304	<b>45.676</b>	+0.671	13.470	20.247	11.959
5	15:01:25.375	<b>45.071</b>	+0.066	13.397	19.884	11.790
6	15:02:10.610	<b>45.235</b>	+0.230	13.591	19.837	11.807
7	15:02:55.986	<b>45.376</b>	+0.371	13.258	20.121	11.997
8	15:03:42.241	<b>46.255</b>	+1.250	13.859	20.395	12.001
9	15:04:27.650	<b>45.409</b>	+0.404	<b>13.210</b>	<b>19.770</b>	12.429
10	15:05:12.655	<b>45.005</b>		13.453	19.782	<b>11.770</b>

Lap	Time of Day	Lap Tm	Diff	S1 Tm	S2 Tm	S3 Tm
<b>(124) Benjamin Jalmgard</b>						

Lap	Time of Day	Lap Tm	Diff	S1 Tm	S2 Tm	S3 Tm
1	14:58:23.451	<b>48.163</b>	+3.073	15.493	20.527	12.143
2	14:59:09.632	<b>46.181</b>	+1.091	13.773	20.391	12.017
3	14:59:55.541	<b>45.909</b>	+0.819	13.521	20.254	12.134
4	15:00:41.097	<b>45.556</b>	+0.466	13.351	20.134	12.071
5	15:01:26.502	<b>45.405</b>	+0.315	13.409	20.118	11.878
6	15:02:11.680	<b>45.178</b>	+0.088	13.369	19.933	11.876
7	15:02:57.082	<b>45.402</b>	+0.312	<b>13.283</b>	20.145	11.974
8	15:03:42.646	<b>45.564</b>	+0.474	13.289	20.215	12.060
9	15:04:27.736	<b>45.090</b>		13.360	<b>19.819</b>	11.911
10	15:05:12.893	<b>45.157</b>	+0.067	13.553	19.828	<b>11.776</b>

Lap	Time of Day	Lap Tm	Diff	S1 Tm	S2 Tm	S3 Tm
<b>(195) Lukas Übleis</b>						
1	14:58:21.464	<b>46.841</b>	+2.238	14.339	20.270	12.232
2	14:59:07.495	<b>46.031</b>	+1.428	13.536	20.122	12.373
3	14:59:53.978	<b>46.483</b>	+1.880	13.686	20.471	12.326
4	15:00:39.238	<b>45.260</b>	+0.657	13.367	19.902	11.991
5	15:01:24.321	<b>45.083</b>	+0.480	13.396	19.827	11.860
6	15:02:09.285	<b>44.964</b>	+0.361	13.301	19.838	11.825
7	15:02:55.620	<b>46.335</b>	+1.732	13.240	21.147	11.948
8	15:03:42.087	<b>46.467</b>	+1.864	13.881	20.170	12.416
9	15:04:26.812	<b>44.725</b>	+0.122	13.207	19.691	11.827
10	15:05:11.415	<b>44.603</b>		<b>13.103</b>	<b>19.689</b>	<b>11.811</b>

Lap	Time of Day	Lap Tm	Diff	S1 Tm	S2 Tm	S3 Tm
<b>(163) Philip Helmchen</b>						
1	14:58:23.105	<b>47.262</b>	+1.325	14.160	20.755	12.347
2	14:59:11.503	<b>48.398</b>	+2.461	14.034	21.984	12.380
3	14:59:57.880	<b>46.377</b>	+0.440	13.685	20.436	12.256
4	15:00:44.299	<b>46.419</b>	+0.482	13.612	20.478	12.329
5	15:01:30.821	<b>46.522</b>	+0.585	13.784	20.465	12.273
6	15:02:17.052	<b>46.231</b>	+0.294	13.653	20.372	12.206
7	15:03:02.989	<b>45.937</b>		<b>13.568</b>	<b>20.235</b>	<b>12.134</b>
8	15:03:49.251	<b>46.262</b>	+0.325	13.630	20.440	12.192
9	15:04:35.501	<b>46.250</b>	+0.313	13.665	20.410	12.175
10	15:05:25.781	<b>50.280</b>	+4.343	13.721	20.387	16.172

Lap	Time of Day	Lap Tm	Diff	S1 Tm	S2 Tm	S3 Tm
<b>(176) Eric Bondarov Naperotti</b>						
1	14:58:32.129	<b>56.543</b>	+10.252	15.525	21.449	19.569
2	14:59:21.877	<b>49.748</b>	+3.457	15.378	21.039	13.331
3	15:00:08.741	<b>46.864</b>	+0.573	13.740	20.648	12.476
4	15:00:55.058	<b>46.317</b>	+0.026	13.594	<b>20.481</b>	12.242
5	15:01:41.349	<b>46.291</b>		<b>13.570</b>	20.522	<b>12.199</b>
6	15:02:28.268	<b>46.919</b>	+0.628	13.590	21.013	12.316
7	15:03:15.123	<b>46.855</b>	+0.564	13.766	20.728	12.361

Lap	Time of Day	Lap Tm	Diff	S1 Tm	S2 Tm	S3 Tm
<b>(106) Niko Bognar</b>						
1	14:58:23.989	<b>48.677</b>		15.759	<b>20.646</b>	<b>12.272</b>

Orbits



INT. ADAC Kartrennen Kerpen

Lapchart

DJKM - OK-J

Erftlandring Kerpen 1,110 Km

Qualifying Heat 1

20.07.2024 14:55

Race (10 Laps) started at 14:57:34

Competitors	Laps											
	0	1	2	3	4	5	6	7	8	9	10	
Lukas Übleis (195)	1	195	195	195	131	131	131	131	131	131	155	155
Moritz Groneck (155)	2	155	131	131	195	195	195	195	155	155	131	131
Luke Kornder (101)	3	101	155	155	155	155	155	195	101	101	101	101
Constantin Papst (120)	4	120	120	120	120	185	185	101	101	110	110	110
Marc Alexander Reistrup (110)	5	110	185	185	185	101	101	185	185	195	195	195
Amin Kara Osman (131)	6	131	101	101	101	110	110	110	110	185	120	120
Oliver Städtler (185)	7	185	163	110	110	120	120	120	120	120	185	185
Benjamin Jalmgard (124)	8	124	110	124	124	124	124	124	124	124	124	124
Niko Bognar (106)	9	106	124	163	163	163	163	163	163	163	163	163
Eric Bondarov Naperotti (176)	10	176	106	176	176	176	176	176	176	176	176	176
Philip Helmchen (163)	11	163	176									







### DJKM - OK-J

### Qualifying Heat 2

Track length: 1.110 Km

Race Started: 17:34:06

Best Lap by: 110 - Marc Alexander Reistrup - 43.943

Rank	#	Driver	Nat	Sponsor Entrant	Nat	License E-License	Make	laps	T. Time Diff	Best Lap	Penalty	Points
1	▲ <sup>2</sup> 155	Moritz Groneck	DEU	CRG Holland	NLD	ITG39313 IBL15521007	CRG/TM/Vega	10	7:26.118	43.958		50
2	≡ <sup>0</sup> 101	Luke Kornder	DEU	Forza Racing	GBR	ITG12977 IBL258038	Exprit/TM/Vega	10	7:27.048 0.930	44.026		44
3	▼ <sup>-2</sup> 195	Lukas Übleis	AUT	Lanari Racing Team	DEU	ITGJK2021 KBF17166	KR/IAME/Vega	10	7:27.792 1.674	44.109		41
4	≡ <sup>0</sup> 110	Marc Alexander Reistrup	DNK	CRG Holland	NLD	ITG93629 IBL15521008	CRG/TM/Vega	10	7:28.368 2.250	43.943		38
5	≡ <sup>0</sup> 120	Constantin Papst	DEU	ADAC Nordbayern e.V. NEES RACING	DEU	ITG38729 BIC17863	KR/IAME/Vega	10	7:29.015 2.897	44.131		36
6	▲ <sup>1</sup> 131	Amin Kara Osman	DEU	Forza Racing	GBR	ITG36877 KBF258038	Exprit/TM/Vega	10	7:29.736 3.618	44.152		34
7	▼ <sup>-1</sup> 185	Oliver Städtler	DEU	CV Performance Group	DEU	ITG34878 BIF38321	KR/TM/Vega	10	7:29.882 3.764	44.131		32
8	≡ <sup>0</sup> 124	Benjamin Jalmgard	SWE	Patrick Jalmgard	SWE	ITG126012 IBL126011	Tony Kart/Vortex/Vega	10	7:34.058 7.940	44.426		30
9	≡ <sup>0</sup> 106	Niko Bognar	HUN	Maranello SRP Factory Team	DEU	ITG7685 KBF38275	Maranello/TM /Vega	10	7:38.983 12.865	44.436	+ 5 sec	28
10	▲ <sup>1</sup> 163	Philip Helmchen	DEU	ADAC Berlin-Brandenburg e.V. ADAC Niedersachsen/ Sachsen-Anhalt e.V.	DEU	ITG44008 BIC38443	Maranello/TM/Vega	10	7:41.742 15.624	45.493		27

#### Not classified

DNS	176	Eric Bondarov Naperotti	SWE	DUTT MOTORSPORT by FENSTER.COM	LUX	NKA141102 IBL867	Tony Kart /TM/Vega	0	DNS			25
-----	-----	-------------------------	-----	--------------------------------	-----	---------------------	--------------------	---	-----	--	--	----

#### Announcements

# 106 + 5 sec front fairing


Timekeeper  
M.Riehmers

Race Director  
H.Seidel

Page 1/1

These results are provisional until the conclusion of any judicial and technical matters!

Printed: 20.07.2024 / 18:01



INT. ADAC Kartrennen Kerpen

DJKM - OK-J

Erftlandring Kerpen 1,110 Km

Qualifying Heat 2

20.07.2024 17:35

Race (10 Laps) started at 17:34:06

Lap	Time of Day	Lap Tm	Diff	S1 Tm	S2 Tm	S3 Tm
<b>(155) Moritz Groneck</b>						
1	17:34:52.619	<b>46.480</b>	+2.522	14.238	20.266	11.976
2	17:35:37.880	<b>45.261</b>	+1.303	13.397	19.955	11.909
3	17:36:22.635	<b>44.765</b>	+0.797	13.199	19.785	11.771
4	17:37:07.212	<b>44.577</b>	+0.619	13.116	19.694	11.767
5	17:37:51.610	<b>44.398</b>	+0.440	13.052	19.624	11.722
6	17:38:35.889	<b>44.279</b>	+0.321	13.026	19.574	11.679
7	17:39:20.018	<b>44.129</b>	+0.171	13.039	19.483	11.607
8	17:40:04.097	<b>44.079</b>	+0.121	13.035	<b>19.428</b>	11.616
9	17:40:48.055	<b>43.958</b>		<b>12.926</b>	19.438	<b>11.594</b>
10	17:41:32.158	<b>44.103</b>	+0.145	12.986	19.522	11.595

Lap	Time of Day	Lap Tm	Diff	S1 Tm	S2 Tm	S3 Tm
<b>(101) Luke Kornder</b>						
1	17:34:53.077	<b>46.751</b>	+2.725	14.213	20.559	11.979
2	17:35:38.528	<b>45.451</b>	+1.425	13.488	19.941	12.022
3	17:36:23.411	<b>44.883</b>	+0.857	13.266	19.778	11.839
4	17:37:08.090	<b>44.679</b>	+0.653	13.265	19.678	11.736
5	17:37:52.551	<b>44.461</b>	+0.435	13.180	19.599	11.682
6	17:38:36.739	<b>44.188</b>	+0.162	13.090	19.450	11.648
7	17:39:20.893	<b>44.154</b>	+0.128	13.075	19.457	11.622
8	17:40:05.024	<b>44.131</b>	+0.105	13.069	19.441	11.621
9	17:40:49.062	<b>44.088</b>	+0.012	13.029	19.479	<b>11.530</b>
10	17:41:33.088	<b>44.026</b>		<b>12.983</b>	<b>19.410</b>	11.633

Lap	Time of Day	Lap Tm	Diff	S1 Tm	S2 Tm	S3 Tm
<b>(195) Lukas Übleis</b>						
1	17:34:53.141	<b>47.101</b>	+2.992	14.207	20.983	11.911
2	17:35:38.798	<b>45.657</b>	+1.548	13.566	20.197	11.894
3	17:36:23.785	<b>44.987</b>	+0.878	13.463	19.752	11.772
4	17:37:08.393	<b>44.608</b>	+0.499	13.238	19.679	11.691
5	17:37:52.741	<b>44.348</b>	+0.239	13.251	19.513	<b>11.584</b>
6	17:38:37.121	<b>44.380</b>	+0.271	13.217	19.507	11.656
7	17:39:21.390	<b>44.269</b>	+0.160	13.148	19.444	11.677
8	17:40:05.536	<b>44.146</b>	+0.037	13.076	19.465	11.605
9	17:40:49.645	<b>44.109</b>		13.079	<b>19.409</b>	11.621
10	17:41:33.832	<b>44.187</b>	+0.078	<b>13.052</b>	19.449	11.686

Lap	Time of Day	Lap Tm	Diff	S1 Tm	S2 Tm	S3 Tm
<b>(110) Marc Alexander Reistrup</b>						
1	17:34:53.954	<b>47.506</b>	+3.563	14.737	20.758	12.011
2	17:35:39.486	<b>45.532</b>	+1.589	13.444	20.196	11.892
3	17:36:25.075	<b>45.589</b>	+1.646	13.248	20.499	11.842
4	17:37:09.659	<b>44.584</b>	+0.641	13.195	19.669	11.720
5	17:37:53.942	<b>44.283</b>	+0.340	13.183	19.515	11.585
6	17:38:38.175	<b>44.233</b>	+0.290	13.138	19.486	11.609
7	17:39:22.234	<b>44.059</b>	+0.116	13.095	19.403	11.561
8	17:40:06.505	<b>44.271</b>	+0.328	13.083	19.577	11.611
9	17:40:50.448	<b>43.943</b>		<b>12.991</b>	<b>19.325</b>	11.627
10	17:41:34.408	<b>43.960</b>	+0.017	13.057	19.369	<b>11.534</b>

Lap	Time of Day	Lap Tm	Diff	S1 Tm	S2 Tm	S3 Tm
<b>(120) Constantin Papst</b>						
1	17:34:53.406	<b>46.985</b>	+2.854	14.557	20.498	11.930
2	17:35:39.012	<b>45.606</b>	+1.475	13.532	20.245	11.829
3	17:36:24.383	<b>45.371</b>	+1.240	13.478	20.119	11.774
4	17:37:08.974	<b>44.591</b>	+0.460	13.208	19.564	11.819
5	17:37:53.429	<b>44.455</b>	+0.324	13.137	19.590	11.728
6	17:38:37.832	<b>44.403</b>	+0.272	13.167	19.483	11.753
7	17:39:22.081	<b>44.249</b>	+0.118	13.070	19.512	11.667
8	17:40:06.731	<b>44.650</b>	+0.519	13.089	19.882	11.679
9	17:40:50.862	<b>44.131</b>		<b>13.042</b>	19.434	<b>11.655</b>
10	17:41:35.055	<b>44.193</b>	+0.062	13.129	<b>19.363</b>	11.701

Lap	Time of Day	Lap Tm	Diff	S1 Tm	S2 Tm	S3 Tm
<b>(131) Amin Kara Osman</b>						
1	17:34:53.744	<b>47.168</b>	+3.016	14.448	20.741	11.979
2	17:35:39.184	<b>45.440</b>	+1.288	13.397	20.201	11.842
3	17:36:25.298	<b>46.114</b>	+1.962	13.390	20.778	11.946
4	17:37:09.884	<b>44.586</b>	+0.434	13.223	19.664	11.699
5	17:37:54.392	<b>44.508</b>	+0.356	13.137	19.705	11.666
6	17:38:38.723	<b>44.331</b>	+0.179	13.086	19.566	11.679
7	17:39:23.022	<b>44.299</b>	+0.147	13.054	19.570	11.675
8	17:40:07.287	<b>44.265</b>	+0.113	13.092	19.546	11.627
9	17:40:51.439	<b>44.152</b>		<b>13.004</b>	<b>19.522</b>	11.626
10	17:41:35.776	<b>44.337</b>	+0.185	13.038	19.701	<b>11.598</b>


Lap	Time of Day	Lap Tm	Diff	S1 Tm	S2 Tm	S3 Tm
<b>(185) Oliver Städtler</b>						

Lap	Time of Day	Lap Tm	Diff	S1 Tm	S2 Tm	S3 Tm
1	17:34:54.755	<b>48.187</b>	+4.056	14.993	21.097	12.097
2	17:35:39.974	<b>45.219</b>	+1.088	13.401	19.997	11.821
3	17:36:25.474	<b>45.500</b>	+1.369	13.246	20.348	11.906
4	17:37:10.228	<b>44.754</b>	+0.623	13.242	19.716	11.796
5	17:37:54.784	<b>44.556</b>	+0.425	13.174	19.645	11.737
6	17:38:39.182	<b>44.398</b>	+0.267	13.132	19.539	11.727
7	17:39:23.323	<b>44.141</b>	+0.010	13.046	19.518	<b>11.577</b>
8	17:40:07.454	<b>44.131</b>		<b>13.032</b>	<b>19.515</b>	11.584
9	17:40:51.633	<b>44.179</b>	+0.048	13.046	19.547	11.586
10	17:41:35.922	<b>44.289</b>	+0.158	13.060	19.638	11.591

Lap	Time of Day	Lap Tm	Diff	S1 Tm	S2 Tm	S3 Tm
<b>(124) Benjamin Jalmgard</b>						
1	17:34:55.130	<b>48.256</b>	+3.830	14.947	21.185	12.124
2	17:35:40.457	<b>45.327</b>	+0.901	13.448	19.918	11.961
3	17:36:25.907	<b>45.450</b>	+1.024	13.337	20.037	12.076
4	17:37:10.811	<b>44.904</b>	+0.478	13.356	19.687	11.861
5	17:37:55.388	<b>44.577</b>	+0.151	13.229	19.649	11.699
6	17:38:39.894	<b>44.506</b>	+0.080	13.218	19.637	<b>11.651</b>
7	17:39:24.320	<b>44.426</b>		13.204	<b>19.536</b>	11.686
8	17:40:08.813	<b>44.493</b>	+0.067	<b>13.155</b>	19.550	11.788
9	17:40:53.706	<b>44.893</b>	+0.467	13.231	19.890	11.772
10	17:41:40.098	<b>46.392</b>	+1.966	13.689	20.636	12.067

Lap	Time of Day	Lap Tm	Diff	S1 Tm	S2 Tm	S3 Tm
<b>(106) Niko Bognar</b>						
1	17:34:54.565	<b>47.842</b>	+3.406	14.731	21.050	12.061
2	17:35:40.236	<b>45.671</b>	+1.235	13.502	20.202	11.967
3	17:36:25.726	<b>45.490</b>	+1.054	13.343	20.064	12.083
4	17:37:10.484	<b>44.758</b>	+0.322	13.260	19.741	11.757
5	17:37:55.106	<b>44.622</b>	+0.186	13.266	19.586	11.770
6	17:38:39.669	<b>44.563</b>	+0.127	13.220	19.639	<b>11.704</b>
7	17:39:24.105	<b>44.436</b>		<b>13.120</b>	<b>19.531</b>	11.785
8	17:40:08.675	<b>44.570</b>	+0.134	13.195	19.659	11.716
9	17:40:53.629	<b>44.954</b>	+0.518	13.203	19.923	11.828
10	17:41:40.023	<b>46.394</b>	+1.958	13.584	20.710	12.100

Lap	Time of Day	Lap Tm	Diff	S1 Tm	S2 Tm	S3 Tm
<b>(163) Philip Helmchen</b>						
1	17:34:55.016	<b>48.125</b>	+2.632	14.816	21.028	12.281
2	17:35:41.458	<b>46.442</b>	+0.949	13.839	20.268	12.335
3	17:36:27.276	<b>45.818</b>	+0.325	13.549	20.281	11.988
4	17:37:13.101	<b>45.825</b>	+0.332	13.447	20.216	12.162
5	17:37:58.594	<b>45.493</b>		<b>13.389</b>	20.123	<b>11.981</b>
6	17:38:44.226	<b>45.632</b>	+0.139	13.396	20.250	11.986
7	17:39:30.304	<b>46.078</b>	+0.585	13.642	20.254	12.182
8	17:40:16.204	<b>45.900</b>	+0.407	13.524	20.163	12.213
9	17:41:02.023	<b>45.819</b>	+0.326	13.564	20.193	12.062
10	17:41:47.782	<b>45.759</b>	+0.266	13.529	<b>20.065</b>	12.165



INT. ADAC Kartrennen Kerpen

Lapchart

DJKM - OK-J

Erftlandring Kerpen 1,110 Km

Qualifying Heat 2

20.07.2024 17:35

Race (10 Laps) started at 17:34:06

Competitors	Laps											
	0	1	2	3	4	5	6	7	8	9	10	
Lukas Übleis (195)	1	195	155	155	155	155	155	155	155	155	155	155
Moritz Groneck (155)	2	155	101	101	101	101	101	101	101	101	101	101
Luke Kornder (101)	3	101	195	195	195	195	195	195	195	195	195	195
Constantin Papst (120)	4	120	120	120	120	120	120	120	110	110	110	110
Marc Alexander Reistrup (110)	5	110	131	131	110	110	110	110	120	120	120	120
Oliver Städtler (185)	6	185	110	110	131	131	131	131	131	131	131	131
Amin Kara Osman (131)	7	131	106	185	185	185	185	185	185	185	185	185
Niko Bognar (106)	8	106	185	106	106	106	106	106	106	106	106	106
Benjamin Jalmgard (124)	9	124	163	124	124	124	124	124	124	124	124	124
Philip Helmchen (163)	10	163	124	163	163	163	163	163	163	163	163	163
-	11											





**DKM Round 4**

**DJKM - OK-J**

**Kerpen**

**Ranking after Heats**

Pos. No.	Firstname	Lastname	Nat.		Nat.		Sponsor	Total points			Heat 1	Heat 2
			Dri	Entrant	Ent	Make		QP	PTS	Diff.		
1	155	Moritz	<b>Groneck</b>	DEU CRG Holland	NLD	CRG/TM/Vega		3	<b>100</b>		50	50
2	101	Luke	<b>Kornder</b>	DEU Forza Racing	GBR	Expriit/TM/Vega		2	<b>85</b>	15	41	44
3	131	Amin	<b>Kara Osman</b>	DEU Forza Racing	GBR	Expriit/TM/Vega		7	<b>78</b>	22	44	34
4	110	Marc Alexander	<b>Reistrup</b>	DNK CRG Holland	NLD	CRG/TM/Vega		4	<b>76</b>	24	38	38
5	120	Constantin	<b>Papst</b>	DEU NEES RACING	DEU	KR/IAME/Vega	ADAC Nordbayern e.V.	5	<b>72</b>	28	36	36
6	195	Lukas	<b>Übleis</b>	AUT Lanari Racing Team	DEU	KR/IAME/Vega		1	<b>71</b>	29	30	41
7	185	Oliver	<b>Städtler</b>	DEU CV Performance Group	DEU	KR/TM/Vega		6	<b>66</b>	34	34	32
8	124	Benjamin	<b>Jalmgard</b>	SWE Patrick Jalmgard	SWE	Tony Kart/Vortex/Vega		8	<b>62</b>	38	32	30
9	163	Philip	<b>Helmchen</b>	DEU ADAC Niedersachsen/ Sachsen-Anhalt e.V.	DEU	Maranello/TM/Vega	ADAC Berlin-Brandenburg e.V.	11	<b>55</b>	45	28	27
10	106	Niko	<b>Bognar</b>	HUN Maranello SRP Factory Team	DEU	Maranello/TM /Vega		9	<b>54</b>	46	26	28
11	176	Eric	<b>Bondarov Naperotti</b>	SWE DUTT MOTORSPORT by FENSTER.COM	LUX	Tony Kart /TM/Vega		10	<b>52</b>	48	27	25

**Announcements:** These results are provisional until the conclusion of any judicial and technical matters

Racedirector Horst Seidel:



Timekeeping Monika Riehmers:



Printed: 20.07.2024 19:31

Posted at: h





DKM Round 4

Class: DJKM - OK-J

Date/Time: 21.07.2024 11:23

Track:

Heat:

Laps:

Kerpen

Superheat

13 laps

Edition 1

	18	
35		36
	17	
33		34
	16	
31		32
	15	
29		30
	14	
27		28
	13	
25		26
	12	
23		24
	11	
21		22
	10	
19		20
	9	
17		18
	8	
15		16
	7	
13		14
Eric Bondarov Naper <b>176</b> Tony Kart /TM/Vega	6	
		12
Philip Helmchen <b>163</b> Maranello/TM/Vega	5	Niko Bognar <b>106</b> Maranello/TM/Vega
		10
Oliver Städtler <b>185</b> KR/TM/Vega	4	Benjamin Jalmgard <b>124</b> Kart/Vortex/Vega
		8
Constantin Papst <b>120</b> KR/IAME/Vega	3	Lukas Übleis <b>195</b> KR/IAME/Vega
		6
Amin Kara Osman <b>131</b> Exprit/TM/Vega	2	Marc Alexander Reistrup <b>110</b> CRG/TM/Vega
		4
Moritz Groneck <b>155</b> CRG/TM/Vega	1	Luke Kornder <b>101</b> Exprit/TM/Vega
		2

Pole Position

printed 20.07.2024 19:31





### DJKM - OK-J

### Warm Up Super Heat

Track length: 1.110 Km

Session Started: 8:46:04

Best Lap by: 185 - Oliver Städtler - 53.219


Rank	#	Driver	Nat	Sponsor Entrant	Nat	License E-License	Make	laps	Best Lap	Diff	In Lap	Penalty
1	185	Oliver Städtler	DEU	CV Performance Group	DEU	ITG34878 BIF38321	KR/TM/Vega	7	53.219		7	
2	155	Moritz Groneck	DEU	CRG Holland	NLD	ITG39313 IBL15521007	CRG/TM/Vega	7	53.623	0.404	7	
3	195	Lukas Übleis	AUT	Lanari Racing Team	DEU	ITGJK2021 KBF17166	KR/IAME/Vega	7	53.716	0.497	7	
4	110	Marc Alexander Reistrup	DNK	CRG Holland	NLD	ITG93629 IBL15521008	CRG/TM/Vega	7	53.752	0.533	7	
5	101	Luke Kornder	DEU	Forza Racing	GBR	ITG12977 IBL258038	Exprit/TM/Vega	6	54.119	0.900	6	
6	163	Philip Helmchen	DEU	ADAC Berlin-Brandenburg e.V. ADAC Niedersachsen/ Sachsen-Anhalt e.V.	DEU	ITG44008 BIC38443	Maranello/TM/Vega	7	54.429	1.210	7	
7	124	Benjamin Jalmgard	SWE	Patrick Jalmgard	SWE	ITG126012 IBL126011	Tony Kart/Vortex/Vega	7	54.436	1.217	5	
8	106	Niko Bognar	HUN	Maranello SRP Factory Team	DEU	ITG7685 KBF38275	Maranello/TM /Vega	7	54.666	1.447	7	
9	131	Amin Kara Osman	DEU	Forza Racing	GBR	ITG36877 KBF258038	Exprit/TM/Vega	6	54.697	1.478	5	
10	120	Constantin Papst	DEU	ADAC Nordbayern e.V. NEES RACING	DEU	ITG38729 BIC17863	KR/IAME/Vega	6	54.735	1.516	6	

#### Not classified

DNS	176	Eric Bondarov Naperotti	SWE	DUTT MOTORSPORT by FENSTER.COM	LUX	NKA141102 IBL867	Tony Kart /TM/Vega	0			0	
-----	-----	-------------------------	-----	--------------------------------	-----	---------------------	--------------------	---	--	--	---	--

Timekeeper  
M.Riehmers

Race Director  
H.Seidel



INT. ADAC Kartrennen Kerpen

DJKM - OK-J

Erftlandring Kerpen 1,110 Km

Warm Up Super Heat

21.07.2024 08:44

Practice (6:00 Time) started at 8:46:04

Lap	Time of Day	Lap Tm	Diff	S1 Tm	S2 Tm	S3 Tm
<b>(185) Oliver Städtler</b>						
1	8:47:18.198	<b>57.209</b>	+3.990	17.747	24.583	14.879
2	8:48:12.820	<b>54.622</b>	+1.403	16.419	23.730	14.473
3	8:49:07.188	<b>54.368</b>	+1.149	16.285	23.669	14.414
4	8:50:01.275	<b>54.087</b>	+0.868	16.100	23.640	14.347
5	8:50:54.795	<b>53.520</b>	+0.301	16.141	23.103	14.276
6	8:51:48.608	<b>53.813</b>	+0.594	16.228	23.177	14.408
7	8:52:41.827	<b>53.219</b>		<b>16.086</b>	<b>22.964</b>	<b>14.169</b>

<b>(155) Moritz Groneck</b>						
1	8:47:22.659	<b>55.956</b>	+2.333	17.482	23.852	14.622
2	8:48:17.468	<b>54.809</b>	+1.186	16.480	23.534	14.795
3	8:49:14.997	<b>57.529</b>	+3.906	16.488	23.624	17.417
4	8:50:08.932	<b>53.935</b>	+0.312	16.146	23.279	14.510
5	8:51:02.749	<b>53.817</b>	+0.194	<b>16.139</b>	23.096	14.582
6	8:51:56.627	<b>53.878</b>	+0.255	16.255	23.156	14.467
7	8:52:50.250	<b>53.623</b>		16.174	<b>23.032</b>	<b>14.417</b>

<b>(195) Lukas Übleis</b>						
1	8:47:21.382	<b>1:00.647</b>	+6.931	19.401	25.687	15.559
2	8:48:16.843	<b>55.461</b>	+1.745	16.828	23.815	14.818
3	8:49:11.812	<b>54.969</b>	+1.253	16.576	23.619	14.774
4	8:50:05.981	<b>54.169</b>	+0.453	16.532	23.061	14.576
5	8:50:59.919	<b>53.938</b>	+0.222	16.388	23.054	14.496
6	8:51:53.688	<b>53.769</b>	+0.053	16.387	22.972	<b>14.410</b>
7	8:52:47.404	<b>53.716</b>		<b>16.249</b>	<b>22.930</b>	14.537

<b>(110) Marc Alexander Reistrup</b>						
1	8:47:18.963	<b>56.600</b>	+2.848	17.162	24.292	15.146
2	8:48:14.289	<b>55.326</b>	+1.574	16.659	23.820	14.847
3	8:49:09.167	<b>54.878</b>	+1.126	16.541	23.419	14.918
4	8:50:03.796	<b>54.629</b>	+0.877	16.443	23.542	14.644
5	8:50:58.315	<b>54.519</b>	+0.767	16.344	23.370	14.805
6	8:51:52.539	<b>54.224</b>	+0.472	<b>16.285</b>	23.237	14.702
7	8:52:46.291	<b>53.752</b>		16.369	<b>22.913</b>	<b>14.470</b>

<b>(101) Luke Kornder</b>						
1	8:47:54.577	<b>56.298</b>	+2.179	17.487	23.892	14.919
2	8:48:49.279	<b>54.702</b>	+0.583	16.357	23.636	14.709
3	8:49:44.044	<b>54.765</b>	+0.646	16.393	23.652	14.720
4	8:50:38.619	<b>54.575</b>	+0.456	16.572	23.454	14.549
5	8:51:33.037	<b>54.418</b>	+0.299	16.362	23.448	14.608
6	8:52:27.156	<b>54.119</b>		<b>16.279</b>	<b>23.329</b>	<b>14.511</b>

<b>(163) Philip Helmchen</b>						
1	8:47:13.614	<b>57.428</b>	+2.999	18.181	24.221	15.026
2	8:48:09.124	<b>55.510</b>	+1.081	16.775	23.969	14.766
3	8:49:04.053	<b>54.929</b>	+0.500	16.641	23.612	14.676
4	8:49:59.236	<b>55.183</b>	+0.754	16.682	23.704	14.797
5	8:50:53.989	<b>54.753</b>	+0.324	16.627	23.525	14.601
6	8:51:49.109	<b>55.120</b>	+0.691	16.496	23.898	14.726
7	8:52:43.538	<b>54.429</b>		<b>16.421</b>	<b>23.415</b>	<b>14.593</b>

<b>(124) Benjamin Jalmgard</b>						
1	8:47:18.094	<b>58.442</b>	+4.006	18.319	24.830	15.293
2	8:48:13.757	<b>55.663</b>	+1.227	16.777	23.894	14.992
3	8:49:08.793	<b>55.036</b>	+0.600	16.406	23.718	14.912
4	8:50:03.445	<b>54.652</b>	+0.216	16.387	23.489	14.776
5	8:50:57.881	<b>54.436</b>		16.320	23.501	<b>14.615</b>
6	8:51:52.963	<b>55.082</b>	+0.646	<b>16.284</b>	23.730	15.068
7	8:52:47.603	<b>54.640</b>	+0.204	16.467	<b>23.309</b>	14.864

<b>(106) Niko Bogнар</b>						
1	8:47:20.035	<b>59.817</b>	+5.151	18.221	26.262	15.334
2	8:48:15.977	<b>55.942</b>	+1.276	16.823	24.245	14.874
3	8:49:12.198	<b>56.221</b>	+1.555	16.763	24.412	15.046
4	8:50:07.724	<b>55.526</b>	+0.860	16.786	24.022	14.718
5	8:51:03.195	<b>55.471</b>	+0.805	16.736	23.796	14.939
6	8:51:59.445	<b>56.250</b>	+1.584	<b>16.386</b>	23.498	16.366
7	8:52:54.111	<b>54.666</b>		16.590	<b>23.400</b>	<b>14.676</b>

<b>(131) Amin Kara Osman</b>						
1	8:47:51.555	<b>57.492</b>	+2.795	17.736	24.363	15.393

Lap	Time of Day	Lap Tm	Diff	S1 Tm	S2 Tm	S3 Tm
2	8:48:47.202	<b>55.647</b>	+0.950	16.682	23.964	15.001
3	8:49:42.391	<b>55.189</b>	+0.492	16.655	23.908	14.626
4	8:50:37.511	<b>55.120</b>	+0.423	16.622	23.776	14.722
5	8:51:32.208	<b>54.697</b>		<b>16.607</b>	<b>23.441</b>	14.649
6	8:52:26.931	<b>54.723</b>	+0.026	16.614	23.523	<b>14.586</b>

<b>(120) Constantin Papst</b>						
1	8:47:29.120	<b>59.336</b>	+4.601	18.419	24.871	16.046
2	8:48:25.836	<b>56.716</b>	+1.981	16.924	24.328	15.464
3	8:49:21.828	<b>55.992</b>	+1.257	16.669	23.883	15.440
4	8:50:17.871	<b>56.043</b>	+1.308	16.838	23.893	15.312
5	8:51:13.113	<b>55.242</b>	+0.507	16.688	23.603	14.951
6	8:52:07.848	<b>54.735</b>		<b>16.539</b>	<b>23.288</b>	<b>14.908</b>



### DJKM - OK-J

### Super Heat

Track length: 1.110 Km

Race Started: 11:26:01

Best Lap by: 101 - Luke Kornder - 44.273

Rank	#	Driver	Nat	Sponsor Entrant	Nat	License E-License	Make	laps	T. Time Diff	Best Lap	Penalty	Points
1	▲ 1	101 Luke Kornder	DEU	Forza Racing	GBR	ITG12977 IBL258038	Exprit/TM/Vega	13	9:46.478	44.273		75
2	▼ -1	155 Moritz Groneck	DEU	CRG Holland	NLD	ITG39313 IBL15521007	CRG/TM/Vega	13	9:47.454 0.976	44.302		69
3	▬ 0	131 Amin Kara Osman	DEU	Forza Racing	GBR	ITG36877 KBF258038	Exprit/TM/Vega	13	9:48.727 2.249	44.381		63
4	▲ 1	120 Constantin Papst	DEU	ADAC Nordbayern e.V. NEES RACING	DEU	ITG38729 BIC17863	KR/IAME/Vega	13	9:50.091 3.613	44.659		57
5	▲ 2	185 Oliver Städtler	DEU	CV Performance Group	DEU	ITG34878 BIF38321	KR/TM/Vega	13	9:50.168 3.690	44.504		51
6	▲ 2	124 Benjamin Jalmgard	SWE	Patrick Jalmgard	SWE	ITG126012 IBL126011	Tony Kart/Vortex/Vega	13	9:51.153 4.675	44.673		48
7	▼ -3	110 Marc Alexander Reistrup	DNK	CRG Holland	NLD	ITG93629 IBL15521008	CRG/TM/Vega	13	9:51.216 4.738	44.414		45
8	▲ 2	106 Niko Bognar	HUN	Maranello SRP Factory Team	DEU	ITG7685 KBF38275	Maranello/TM /Vega	13	9:54.405 7.927	44.722		42
9	▼ -3	195 Lukas Übleis	AUT	Lanari Racing Team	DEU	ITGJK2021 KBF17166	KR/IAME/Vega	13	9:54.592 8.114	44.372	+ 5 sec	39
10	▼ -1	163 Philip Helmchen	DEU	ADAC Berlin-Brandenburg e.V. ADAC Niedersachsen/ Sachsen-Anhalt e.V.	DEU	ITG44008 BIC38443	Maranello/TM/Vega	13	10:05.070 18.592	45.963		36

#### Not classified

DNS		176 Eric Bondarov Naperotti	SWE	DUTT MOTORSPORT by FENSTER.COM	LUX	NKA141102 IBL867	Tony Kart /TM/Vega	0	DNS			30
-----	--	-----------------------------	-----	--------------------------------	-----	---------------------	--------------------	---	-----	--	--	----

#### Announcements

# 195 + 5 sec front fairing


Timekeeper  
M.Riehmers

Race Director  
H.Seidel

Page 1/1

These results are provisional until the conclusion of any judicial and technical matters!

Printed: 21.07.2024 / 11:55





INT. ADAC Kartrennen Kerpen

DJKM - OK-J

Erftlandring Kerpen 1,110 Km

Super Heat

21.07.2024 11:23

Race (13 Laps) started at 11:26:01

Lap	Time of Day	Lap Tm	Diff	S1 Tm	S2 Tm	S3 Tm
<b>(101) Luke Kornder</b>						
1	11:26:48.774	<b>46.782</b>	+2.509	14.568	20.126	12.088
2	11:27:34.107	<b>45.393</b>	+1.060	13.335	19.973	12.025
3	11:28:21.464	<b>47.357</b>	+3.084	14.867	20.536	11.954
4	11:29:06.685	<b>45.221</b>	+0.948	13.370	20.018	11.833
5	11:29:52.205	<b>45.520</b>	+1.247	13.520	20.175	11.825
6	11:30:36.982	<b>44.777</b>	+0.504	13.355	19.706	11.716
7	11:31:21.573	<b>44.591</b>	+0.318	13.170	19.685	11.736
8	11:32:06.492	<b>44.919</b>	+0.646	13.488	19.721	11.710
9	11:32:51.032	<b>44.540</b>	+0.267	13.228	19.664	11.648
10	11:33:35.433	<b>44.401</b>	+0.128	13.103	19.640	11.658
11	11:34:19.706	<b>44.273</b>		<b>13.034</b>	<b>19.606</b>	<b>11.633</b>
12	11:35:03.999	<b>44.293</b>	+0.020	13.073	<b>19.537</b>	<b>11.683</b>
13	11:35:48.311	<b>44.312</b>	+0.039	13.038	19.568	11.706

Lap	Time of Day	Lap Tm	Diff	S1 Tm	S2 Tm	S3 Tm
<b>(155) Moritz Groneck</b>						
1	11:26:47.957	<b>46.124</b>	+1.822	13.860	20.220	12.044
2	11:27:33.256	<b>45.299</b>	+0.997	13.471	19.991	11.837
3	11:28:18.976	<b>45.720</b>	+1.418	13.948	19.969	11.803
4	11:29:05.958	<b>46.982</b>	+2.680	14.279	20.348	12.355
5	11:29:51.093	<b>45.135</b>	+0.833	13.543	19.829	11.763
6	11:30:36.417	<b>45.324</b>	+1.022	13.744	19.793	11.787
7	11:31:21.191	<b>44.774</b>	+0.472	13.362	19.714	11.698
8	11:32:06.333	<b>45.142</b>	+0.840	13.662	19.744	11.736
9	11:32:51.624	<b>45.291</b>	+0.989	13.881	19.710	11.700
10	11:33:36.142	<b>44.518</b>	+0.216	13.255	<b>19.597</b>	11.666
11	11:34:20.487	<b>44.345</b>	+0.043	13.103	19.610	11.632
12	11:35:04.789	<b>44.302</b>		<b>13.069</b>	<b>19.602</b>	<b>11.631</b>
13	11:35:49.287	<b>44.498</b>	+0.196	13.116	19.642	11.740

Lap	Time of Day	Lap Tm	Diff	S1 Tm	S2 Tm	S3 Tm
<b>(131) Amin Kara Osman</b>						
1	11:26:48.333	<b>46.418</b>	+2.037	14.020	20.300	12.098
2	11:27:33.853	<b>45.520</b>	+1.139	13.533	20.131	11.856
3	11:28:21.289	<b>47.436</b>	+3.056	14.947	20.607	11.882
4	11:29:06.359	<b>45.070</b>	+0.689	13.340	20.054	11.676
5	11:29:52.081	<b>45.722</b>	+1.341	13.766	20.176	11.780
6	11:30:37.255	<b>45.174</b>	+0.793	13.706	19.763	11.705
7	11:31:21.949	<b>44.694</b>	+0.313	13.277	19.748	11.669
8	11:32:06.882	<b>44.933</b>	+0.552	13.270	19.982	11.681
9	11:32:51.805	<b>44.923</b>	+0.542	13.557	19.692	11.674
10	11:33:37.173	<b>45.368</b>	+0.987	13.865	19.811	11.692
11	11:34:21.780	<b>44.607</b>	+0.226	13.315	19.640	11.652
12	11:35:06.161	<b>44.381</b>		13.087	<b>19.626</b>	11.668
13	11:35:50.560	<b>44.399</b>	+0.018	<b>13.085</b>	19.678	<b>11.636</b>

Lap	Time of Day	Lap Tm	Diff	S1 Tm	S2 Tm	S3 Tm
<b>(120) Constantin Papst</b>						
1	11:26:49.831	<b>47.813</b>	+3.154	14.837	20.890	12.086
2	11:27:34.743	<b>44.912</b>	+0.253	13.306	19.842	11.764
3	11:28:19.940	<b>45.197</b>	+0.538	13.549	19.791	11.857
4	11:29:06.038	<b>46.098</b>	+1.439	13.441	20.342	12.315
5	11:29:51.761	<b>45.723</b>	+1.064	13.937	19.852	11.934
6	11:30:36.646	<b>44.885</b>	+0.226	13.281	19.774	11.830
7	11:31:21.305	<b>44.659</b>		13.369	19.628	<b>11.662</b>
8	11:32:07.345	<b>46.040</b>	+1.381	13.846	20.372	11.822
9	11:32:52.137	<b>44.792</b>	+0.133	13.435	19.656	11.701
10	11:33:37.725	<b>45.588</b>	+0.929	13.849	20.003	11.736
11	11:34:22.595	<b>44.870</b>	+0.211	13.679	19.679	11.692
12	11:35:07.260	<b>44.665</b>	+0.006	13.287	19.704	11.674
13	11:35:51.924	<b>44.664</b>	+0.005	<b>13.111</b>	<b>19.614</b>	11.939

Lap	Time of Day	Lap Tm	Diff	S1 Tm	S2 Tm	S3 Tm
<b>(185) Oliver Städtler</b>						
1	11:26:49.574	<b>47.395</b>	+2.891	14.710	20.677	12.008
2	11:27:34.616	<b>45.042</b>	+0.538	13.338	19.906	11.798
3	11:28:23.562	<b>48.946</b>	+4.442	16.660	20.343	11.943
4	11:29:08.553	<b>44.991</b>	+0.487	13.410	19.800	11.781
5	11:29:53.416	<b>44.863</b>	+0.359	13.306	19.775	11.782
6	11:30:38.130	<b>44.714</b>	+0.210	13.275	19.727	11.712
7	11:31:22.767	<b>44.637</b>	+0.133	13.207	19.711	11.719
8	11:32:07.798	<b>45.031</b>	+0.527	13.116	19.956	11.959
9	11:32:52.450	<b>44.652</b>	+0.148	13.299	19.717	<b>11.636</b>
10	11:33:37.855	<b>45.405</b>	+0.901	13.757	19.999	11.649
11	11:34:22.771	<b>44.916</b>	+0.412	13.471	19.778	11.667
12	11:35:07.497	<b>44.726</b>	+0.222	13.331	19.548	11.847

Lap	Time of Day	Lap Tm	Diff	S1 Tm	S2 Tm	S3 Tm
<b>(124) Benjamin Jalmgard</b>						
13	11:35:52.001	<b>44.504</b>		<b>13.095</b>	<b>19.510</b>	11.899
1	11:26:51.142	<b>48.432</b>	+3.759	14.711	21.454	12.267
2	11:27:37.206	<b>46.064</b>	+1.391	13.799	20.110	12.155
3	11:28:22.510	<b>45.304</b>	+0.631	13.619	19.941	11.744
4	11:29:07.474	<b>44.964</b>	+0.291	13.399	19.786	11.779
5	11:29:52.616	<b>45.142</b>	+0.469	13.396	19.866	11.880
6	11:30:37.724	<b>45.108</b>	+0.435	13.520	19.850	11.738
7	11:31:22.397	<b>44.573</b>		13.278	19.679	11.716
8	11:32:07.560	<b>45.163</b>	+0.490	<b>13.238</b>	20.017	11.908
9	11:32:52.367	<b>44.807</b>	+0.134	13.335	19.729	11.743
10	11:33:37.383	<b>45.016</b>	+0.343	13.479	19.816	11.721
11	11:34:22.142	<b>44.759</b>	+0.086	13.398	19.667	<b>11.694</b>
12	11:35:08.268	<b>46.126</b>	+1.453	14.669	19.732	11.725
13	11:35:52.986	<b>44.718</b>	+0.045	13.314	<b>19.583</b>	11.821

Lap	Time of Day	Lap Tm	Diff	S1 Tm	S2 Tm	S3 Tm
<b>(110) Marc Alexander Reistrup</b>						
1	11:26:51.680	<b>49.174</b>	+4.760	15.555	21.365	12.254
2	11:27:39.968	<b>48.288</b>	+3.874	13.907	22.470	11.911
3	11:28:26.114	<b>46.146</b>	+1.732	14.136	20.122	11.888
4	11:29:11.114	<b>45.000</b>	+0.586	13.394	19.692	11.914
5	11:29:55.878	<b>44.764</b>	+0.350	13.405	19.693	11.666
6	11:30:40.629	<b>44.751</b>	+0.337	13.229	19.694	11.828
7	11:31:25.712	<b>45.083</b>	+0.669	13.497	19.861	11.725
8	11:32:10.149	<b>44.437</b>	+0.023	13.185	19.587	11.665
9	11:32:54.653	<b>44.504</b>	+0.090	<b>13.166</b>	19.700	<b>11.638</b>
10	11:33:39.067	<b>44.414</b>		13.190	19.509	11.715
11	11:34:23.561	<b>44.494</b>	+0.080	13.287	19.526	11.681
12	11:35:08.355	<b>44.794</b>	+0.380	13.458	19.670	11.666
13	11:35:53.049	<b>44.694</b>	+0.280	13.467	<b>19.485</b>	11.742

Lap	Time of Day	Lap Tm	Diff	S1 Tm	S2 Tm	S3 Tm
<b>(106) Niko Bognar</b>						
1	11:26:51.874	<b>48.975</b>	+4.253	15.374	21.357	12.244
2	11:27:38.080	<b>46.206</b>	+1.484	13.783	20.370	12.053
3	11:28:24.701	<b>46.621</b>	+1.899	14.548	20.106	11.967
4	11:29:10.111	<b>45.410</b>	+0.688	13.548	19.953	11.909
5	11:29:55.405	<b>45.294</b>	+0.572	13.422	19.942	11.930
6	11:30:40.501	<b>45.096</b>	+0.374	13.351	19.893	11.852
7	11:31:26.169	<b>45.668</b>	+0.946	13.631	20.168	11.869
8	11:32:11.464	<b>45.295</b>	+0.573	13.418	20.001	11.876
9	11:32:56.186	<b>44.722</b>		13.244	<b>19.666</b>	<b>11.812</b>
10	11:33:41.173	<b>44.987</b>	+0.265	13.283	19.820	11.884
11	11:34:26.284	<b>45.111</b>	+0.389	13.336	19.882	11.893
12	11:35:11.320	<b>45.036</b>	+0.314	13.245	19.891	11.900
13	11:35:56.238	<b>44.918</b>	+0.196	<b>13.194</b>	19.909	11.815

Lap	Time of Day	Lap Tm	Diff	S1 Tm	S2 Tm	S3 Tm
<b>(195) Lukas Übleis</b>						
1	11:26:50.338	<b>47.906</b>	+3.534	14.561	21.352	11.993
2	11:27:36.009	<b>45.671</b>	+1.299	13.905	19.903	11.863
3	11:28:21.573	<b>45.564</b>	+1.192	13.310	20.292	11.962
4	11:29:06.854	<b>45.281</b>	+0.909	13.677	19.798	11.806
5	11:29:52.418	<b>45.564</b>	+1.192	13.469	20.258	11.837
6	11:30:37.451	<b>45.033</b>	+0.661	13.495	19.725	11.813
7	11:31:22.077	<b>44.626</b>	+0.254	13.233	19.759	11.634
8	11:32:07.171	<b>45.094</b>	+0.722	13.375	19.964	11.755
9	11:32:51.877	<b>44.706</b>	+0.334	13.384	19.667	11.655
10	11:33:37.238	<b>45.361</b>	+0.989	13.664	20.026	11.671
11	11:34:22.254	<b>45.016</b>	+0.644	13.803	19.680	<b>11.533</b>
12	11:35:07.053	<b>44.799</b>	+0.427	13.384	19.620	11.795
13	11:35:51.425	<b>44.372</b>		<b>13.041</b>	<b>19.600</b>	11.731

Lap	Time of Day	Lap Tm	Diff	S1 Tm	S2 Tm	S3 Tm
<b>(163) Philip Helmchen</b>						
1	11:26:51.074	<b>48.457</b>	+2.494	14.680	21.450	12.327
2	11:27:37.137	<b>46.063</b>	+0.100	13.713	<b>20.209</b>	12.1



INT. ADAC Kartrennen Kerpen

DJKM - OK-J


Erftlandring Kerpen 1,110 Km

Super Heat

21.07.2024 11:23

Race (13 Laps) started at 11:26:01

Lap	Time of Day	Lap Tm	Diff	S1 Tm	S2 Tm	S3 Tm	Lap	Time of Day	Lap Tm	Diff	S1 Tm	S2 Tm	S3 Tm
12	11:35:20.894	46.128	+0.165	13.656	20.285	12.187							
13	11:36:06.903	46.009	+0.046	13.555	20.287	12.167							



INT. ADAC Kartrennen Kerpen

Lapchart

DJKM - OK-J

Erftlandring Kerpen 1,110 Km

Super Heat

21.07.2024 11:23

Race (13 Laps) started at 11:26:01

Competitors	Laps														
	0	1	2	3	4	5	6	7	8	9	10	11	12	13	
Moritz Groneck (155)	1	155	155	155	155	155	155	155	155	155	101	101	101	101	101
Amin Kara Osman (131)	2	131	131	131	120	120	120	120	120	101	155	155	155	155	155
Luke Kornder (101)	3	101	101	101	131	131	131	101	101	131	131	131	131	131	131
Constantin Papst (120)	4	120	185	185	101	101	101	131	131	195	195	195	124	195	195
Oliver Städtler (185)	5	185	120	120	195	195	195	195	195	120	120	124	195	120	120
Lukas Übleis (195)	6	195	195	195	124	124	124	124	124	124	124	120	120	185	185
Marc Alexander Reistrup (110)	7	110	163	163	185	185	185	185	185	185	185	185	185	124	124
Philip Helmchen (163)	8	163	124	124	163	106	106	106	110	110	110	110	110	110	110
Benjamin Jalmgard (124)	9	124	110	106	106	163	110	110	106	106	106	106	106	106	106
Niko Bognar (106)	10	106	106	110	110	110	163	163	163	163	163	163	163	163	163
-	11														





**DKM Round 4**

**DJKM - OK-J**

**Kerpen**

**Final Intermediate Classification**

Pos. No.	Firstname	Lastname	Nat.		Nat.		Sponsor	QP	Total PTS	Heat 1	Heat 2	SUH
			Dri	Entrant	Ent	Make						
1	155	Moritz	<b>Groneck</b>	DEU CRG Holland	NLD	CRG/TM/Vega		3	<b>169</b>	50	50	69
2	101	Luke	<b>Kornder</b>	DEU Forza Racing	GBR	Expriit/TM/Vega		2	<b>160</b>	41	44	75
3	131	Amin	<b>Kara Osman</b>	DEU Forza Racing	GBR	Expriit/TM/Vega		7	<b>141</b>	44	34	63
4	120	Constantin	<b>Papst</b>	DEU NEES RACING	DEU	KR/IAME/Vega	ADAC Nordbayern e.V.	5	<b>129</b>	36	36	57
5	110	Marc Alexander	<b>Reistrup</b>	DNK CRG Holland	NLD	CRG/TM/Vega		4	<b>121</b>	38	38	45
6	185	Oliver	<b>Städtler</b>	DEU CV Performance Group	DEU	KR/TM/Vega		6	<b>117</b>	34	32	51
7	195	Lukas	<b>Übleis</b>	AUT Lanari Racing Team	DEU	KR/IAME/Vega		1	<b>110</b>	30	41	39
8	124	Benjamin	<b>Jalmgard</b>	SWE Patrick Jalmgard	SWE	Tony Kart/Vortex/Vega		8	<b>110</b>	32	30	48
9	106	Niko	<b>Bognar</b>	HUN Maranello SRP Factory Team	DEU	Maranello/TM /Vega		9	<b>96</b>	26	28	42
10	163	Philip	<b>Helmchen</b>	DEU ADAC Niedersachsen/ Sachsen-Anhalt e.V.	DEU	Maranello/TM/Vega	ADAC Berlin-Brandenburg e.V.	11	<b>91</b>	28	27	36
11	176	Eric	<b>Bondarov Naperotti</b>	SWE DUTT MOTORSPORT by FENSTER.COM	LUX	Tony Kart /TM/Vega		10	<b>82</b>	27	25	30

**Announcements:** These results are provisional until the conclusion of any judicial and technical matters

Racedirector Horst Seidel:



Timekeeping Monika Riehmers:



Printed: 21.07.2024 11:58

Posted at: h





DKM Round 4

Class: DJKM - OK-J

Date/Time: 21.07.2024 15:45

Track:

Heat:

Laps:

Kerpen

Final

18 laps

Edition 1

	18	
35		36
	17	
33		34
	16	
31		32
	15	
29		30
	14	
27		28
	13	
25		26
	12	
23		24
	11	
21		22
	10	
19		20
	9	
17		18
	8	
15		16
	7	
13		14
	6	
11		12
Niko Bognar 106 Maranello/TM/Vega 9	5	Philip Helmchen 163 Maranello/TM/Vega 10
Lukas Übleis 195 KR/IAME/Vega 7	4	Benjamin Jalmgard 124 Kart/Vortex/Vega 8
Marc Alexander Reistrup 110 CRG/TM/Vega 5	3	Oliver Städtler 185 KR/TM/Vega 6
Amin Kara Osman 131 Exprit/TM/Vega 3	2	Constantin Papst 120 KR/IAME/Vega 4
Moritz Groneck 155 CRG/TM/Vega 1	1	Luke Kornder 101 Exprit/TM/Vega 2

Pole Position

printed 21.07.2024 11:59





### DJKM - OK-J

### Super Heat Rev 2

Track length: 1.110 Km

Race Started: 11:26:01

Best Lap by: 101 - Luke Kornder - 44.273

Rank	#	Driver	Nat	Sponsor Entrant	Nat	License E-License	Make	laps	T. Time Diff	Best Lap	Penalty	Points
1	155	Moritz Groneck	DEU	CRG Holland	NLD	ITG39313 IBL15521007	CRG/TM/Vega	13	9:47.454	44.302		75
2	131	Amin Kara Osman	DEU	Forza Racing	GBR	ITG36877 KBF258038	Exprit/TM/Vega	13	9:48.727 1.273	44.381		69
3	120	Constantin Papst	DEU	ADAC Nordbayern e.V. NEES RACING	DEU	ITG38729 BIC17863	KR/IAME/Vega	13	9:50.091 2.637	44.659		63
4	185	Oliver Städtler	DEU	CV Performance Group	DEU	ITG34878 BIF38321	KR/TM/Vega	13	9:50.168 2.714	44.504		57
5	124	Benjamin Jalmgard	SWE	Patrick Jalmgard	SWE	ITG126012 IBL126011	Tony Kart/Vortex/Vega	13	9:51.153 3.699	44.673		51
6	110	Marc Alexander Reistrup	DNK	CRG Holland	NLD	ITG93629 IBL15521008	CRG/TM/Vega	13	9:51.216 3.762	44.414		48
7	101	Luke Kornder	DEU	Forza Racing	GBR	ITG12977 IBL258038	Exprit/TM/Vega	13	9:51.478 4.024	44.273	+ 5 sec	45
8	106	Niko Bognar	HUN	Maranello SRP Factory Team	DEU	ITG7685 KBF38275	Maranello/TM /Vega	13	9:54.405 6.951	44.722		42
9	195	Lukas Übleis	AUT	Lanari Racing Team	DEU	ITGJK2021 KBF17166	KR/IAME/Vega	13	9:54.592 7.138	44.372	+ 5 sec	39
10	163	Philip Helmchen	DEU	ADAC Berlin-Brandenburg e.V. ADAC Niedersachsen/ Sachsen-Anhalt e.V.	DEU	ITG44008 BIC38443	Maranello/TM/Vega	13	10:05.070 17.616	45.963		36

#### Not classified

DNS	176	Eric Bondarov Naperotti	SWE	DUTT MOTORSPORT by FENSTER.COM	LUX	NKA141102 IBL867	Tony Kart /TM/Vega	0	DNS			34
-----	-----	-------------------------	-----	--------------------------------	-----	---------------------	--------------------	---	-----	--	--	----


#### Announcements

# 195 + 5 sec front fairing

# 101 + 5 sec push

Timekeeper  
M.Riehmers

Race Director  
H.Seidel





**DKM Round 4**

**DJKM - OK-J**

**Kerpen**

**Final Intermediate Classification Revision 2**

Pos. No.	Firstname	Lastname	Nat.		Nat.		Sponsor	QP	Total PTS	Heat 1	Heat 2	SUH
			Dri	Entrant	Ent	Make						
1	155	Moritz	<b>Groneck</b>	DEU CRG Holland	NLD	CRG/TM/Vega		3	<b>175</b>	50	50	75
2	131	Amin	<b>Kara Osman</b>	DEU Forza Racing	GBR	Expriit/TM/Vega		7	<b>147</b>	44	34	69
3	120	Constantin	<b>Papst</b>	DEU NEES RACING	DEU	KR/IAME/Vega	ADAC Nordbayern e.V.	5	<b>135</b>	36	36	63
4	101	Luke	<b>Kornder</b>	DEU Forza Racing	GBR	Expriit/TM/Vega		2	<b>130</b>	41	44	45
5	110	Marc Alexander	<b>Reistrup</b>	DNK CRG Holland	NLD	CRG/TM/Vega		4	<b>124</b>	38	38	48
6	185	Oliver	<b>Städtler</b>	DEU CV Performance Group	DEU	KR/TM/Vega		6	<b>123</b>	34	32	57
7	124	Benjamin	<b>Jalmgard</b>	SWE Patrick Jalmgard	SWE	Tony Kart/Vortex/Vega		8	<b>113</b>	32	30	51
8	195	Lukas	<b>Übleis</b>	AUT Lanari Racing Team	DEU	KR/IAME/Vega		1	<b>110</b>	30	41	39
9	106	Niko	<b>Bognar</b>	HUN Maranello SRP Factory Team	DEU	Maranello/TM /Vega		9	<b>96</b>	26	28	42
10	163	Philip	<b>Helmchen</b>	DEU ADAC Niedersachsen/ Sachsen-Anhalt e.V.	DEU	Maranello/TM/Vega	ADAC Berlin-Brandenburg e.V.	11	<b>91</b>	28	27	36
11	176	Eric	<b>Bondarov Naperotti</b>	SWE DUTT MOTORSPORT by FENSTER.COM	LUX	Tony Kart /TM/Vega		10	<b>86</b>	27	25	34

**Announcements:** These results are provisional until the conclusion of any judicial and technical matters

Racedirector Horst Seidel:



Timekeeping Monika Riehmers:



Printed: 21.07.2024 13:22

Posted at: h





DKM Round 4

Class: DJKM - OK-J

Date/Time: 21.07.2024 15:45

Track:

Heat:

Laps:

Kerpen

Final

18 laps

Edition 2

	18	
35		36
	17	
33		34
	16	
31		32
	15	
29		30
	14	
27		28
	13	
25		26
	12	
23		24
	11	
21		22
	10	
19		20
	9	
17		18
	8	
15		16
	7	
13		14
Eric Bondarov Naper <b>176</b> Tony Kart /TM/Vega	6	
11		12
Niko Bognar <b>106</b> Maranello/TM/Vega	5	Philip Helmchen <b>163</b> Maranello/TM/Vega
9		10
Benjamin Jalmgard <b>124</b> Kart/Vortex/Vega	4	Lukas Übleis <b>195</b> KR/IAME/Vega
7		8
Marc Alexander Reistrup <b>110</b> CRG/TM/Vega	3	Oliver Städtler <b>185</b> KR/TM/Vega
5		6
Constantin Papst <b>120</b> KR/IAME/Vega	2	Luke Kornder <b>101</b> Exprit/TM/Vega
3		4
Moritz Groneck <b>155</b> CRG/TM/Vega	1	Amin Kara Osman <b>131</b> Exprit/TM/Vega
1	Row	2

Pole Position

printed 21.07.2024 13:22







### DJKM - OK-J

### Final

Track length: 1.110 Km

Race Started: 15:48:59

Best Lap by: 155 - Moritz Groneck - 43.967

Rank	#	Driver	Nat	Sponsor Entrant	Nat	License E-License	Make	laps	T. Time Diff	Best Lap	Penalty	Points
1	155	Moritz Groneck	DEU	CRG Holland	NLD	ITG39313 IBL15521007	CRG/TM/Vega	18	13:18.527	43.967		51
2	101	Luke Kornder	DEU	Forza Racing	GBR	ITG12977 IBL258038	Exprit/TM/Vega	18	13:21.378 2.851	43.994		44
3	185	Oliver Städtler	DEU	CV Performance Group	DEU	ITG34878 BIF38321	KR/TM/Vega	18	13:23.261 4.734	44.165		38
4	195	Lukas Übleis	AUT	Lanari Racing Team	DEU	ITGJK2021 KBF17166	KR/IAME/Vega	18	13:24.078 5.551	44.115		34
5	120	Constantin Papst	DEU	ADAC Nordbayern e.V. NEES RACING	DEU	ITG38729 BIC17863	KR/IAME/Vega	18	13:25.221 6.694	44.255		30
6	110	Marc Alexander Reistrup	DNK	CRG Holland	NLD	ITG93629 IBL15521008	CRG/TM/Vega	18	13:25.409 6.882	44.186		26
7	131	Amin Kara Osman	DEU	Forza Racing	GBR	ITG36877 KBF258038	Exprit/TM/Vega	18	13:29.856 11.329	44.186	+ 5 sec	22
8	106	Niko Bognar	HUN	Maranello SRP Factory Team	DEU	ITG7685 KBF38275	Maranello/TM /Vega	18	13:32.173 13.646	44.686		18
9	124	Benjamin Jalmgard	SWE	Patrick Jalmgard	SWE	ITG126012 IBL126011	Tony Kart/Vortex/Vega	18	13:38.449 19.922	44.718	+ 5 sec	14
10	163	Philip Helmchen	DEU	ADAC Berlin-Brandenburg e.V. ADAC Niedersachsen/ Sachsen-Anhalt e.V.	DEU	ITG44008 BIC38443	Maranello/TM/Vega	18	13:54.097 35.570	45.381	+ 5 sec	10

#### Not classified

DNS	176	Eric Bondarov Naperotti	SWE	DUTT MOTORSPORT by FENSTER.COM	LUX	NKA141102 IBL867	Tony Kart /TM/Vega	0	DNS			0
-----	-----	-------------------------	-----	--------------------------------	-----	---------------------	--------------------	---	-----	--	--	---

#### Announcements

#131 +5 sec jump start

# 163,124 + 5 sec front fairing


Timekeeper  
M.Riehmers

Race Director  
H.Seidel

Page 1/1

These results are provisional until the conclusion of any judicial and technical matters!

Printed: 21.07.2024 / 16:18



INT. ADAC Kartrennen Kerpen

DJKM - OK-J

Erftlandring Kerpen 1,110 Km

Final

21.07.2024 15:45

Race (18 Laps) started at 15:48:59

Lap	Time of Day	Lap Tm	Diff	S1 Tm	S2 Tm	S3 Tm	Lap	Time of Day	Lap Tm	Diff	S1 Tm	S2 Tm	S3 Tm
<b>(115) Moritz Groneck</b>							13	15:58:42.484	<b>44.380</b>	+0.265	13.195	19.522	11.663
1	15:49:45.327	<b>45.818</b>	+1.851	13.823	20.035	11.960	14	15:59:26.703	<b>44.219</b>	+0.104	13.035	19.488	11.696
2	15:50:30.316	<b>44.989</b>	+1.022	13.403	19.817	11.769	15	16:00:11.006	<b>44.303</b>	+0.188	12.988	19.715	11.600
3	15:51:14.974	<b>44.658</b>	+0.691	13.192	19.734	11.732	16	16:00:55.280	<b>44.274</b>	+0.159	13.080	19.563	11.631
4	15:51:59.412	<b>44.438</b>	+0.471	13.156	19.572	11.710	17	16:01:39.395	<b>44.115</b>		13.001	19.528	<b>11.586</b>
5	15:52:43.895	<b>44.483</b>	+0.516	13.097	19.701	11.685	18	16:02:23.587	<b>44.192</b>	+0.077	<b>12.965</b>	<b>19.487</b>	11.740
6	15:53:28.181	<b>44.286</b>	+0.319	13.076	19.611	11.599	<b>(120) Constantin Papst</b>						
7	15:54:12.282	<b>44.101</b>	+0.134	13.032	19.475	11.594	1	15:49:45.630	<b>46.032</b>	+1.777	13.997	20.040	11.995
8	15:54:56.477	<b>44.195</b>	+0.228	13.046	19.537	11.612	2	15:50:30.770	<b>45.140</b>	+0.885	13.349	19.976	11.815
9	15:55:40.711	<b>44.234</b>	+0.267	13.127	19.452	11.655	3	15:51:15.662	<b>44.892</b>	+0.637	13.305	19.793	11.794
10	15:56:24.943	<b>44.232</b>	+0.265	13.029	19.593	11.610	4	15:52:00.817	<b>45.155</b>	+0.900	13.455	19.875	11.825
11	15:57:09.104	<b>44.161</b>	+0.194	13.019	19.502	11.640	5	15:52:45.602	<b>44.785</b>	+0.530	13.394	19.673	11.718
12	15:57:53.071	<b>43.957</b>		12.932	<b>19.436</b>	11.599	6	15:53:31.533	<b>45.931</b>	+1.676	14.062	20.076	11.793
13	15:58:37.254	<b>44.183</b>	+0.216	13.008	19.563	11.612	7	15:54:16.153	<b>44.620</b>	+0.365	13.225	19.721	11.674
14	15:59:21.374	<b>44.120</b>	+0.153	12.964	19.552	11.604	8	15:55:00.735	<b>44.582</b>	+0.327	13.108	19.798	11.676
15	16:00:05.463	<b>44.089</b>	+0.122	12.955	19.542	<b>11.592</b>	9	15:55:45.126	<b>44.391</b>	+0.136	13.111	19.562	11.718
16	16:00:49.532	<b>44.069</b>	+0.102	<b>12.917</b>	19.549	11.603	10	15:56:29.509	<b>44.383</b>	+0.128	13.161	19.457	11.765
17	16:01:33.956	<b>44.424</b>	+0.457	12.967	19.834	11.623	11	15:57:13.927	<b>44.418</b>	+0.163	<b>13.041</b>	19.594	11.783
18	16:02:18.036	<b>44.080</b>	+0.113	12.954	19.493	11.633	12	15:57:58.460	<b>44.533</b>	+0.278	13.072	19.731	11.730
<b>(101) Luke Kornder</b>							13	15:58:43.136	<b>44.676</b>	+0.421	13.138	19.751	11.787
1	15:49:46.279	<b>46.528</b>	+2.534	14.408	20.279	11.841	14	15:59:27.391	<b>44.255</b>		13.120	19.478	11.657
2	15:50:31.169	<b>44.890</b>	+0.896	13.214	19.841	11.835	15	16:00:11.685	<b>44.294</b>	+0.039	13.094	<b>19.446</b>	11.754
3	15:51:15.838	<b>44.669</b>	+0.675	13.191	19.706	11.772	16	16:00:56.094	<b>44.409</b>	+0.154	13.042	19.620	11.747
4	15:52:00.940	<b>45.102</b>	+1.108	13.442	19.790	11.870	17	16:01:40.396	<b>44.302</b>	+0.047	13.102	19.569	<b>11.631</b>
5	15:52:45.772	<b>44.832</b>	+0.838	13.448	19.696	11.688	18	16:02:24.730	<b>44.334</b>	+0.079	13.098	19.584	11.652
6	15:53:30.676	<b>44.904</b>	+0.910	13.488	19.767	11.649	<b>(110) Marc Alexander Reistrup</b>						
7	15:54:15.153	<b>44.477</b>	+0.483	13.070	19.692	11.715	1	15:49:47.254	<b>47.220</b>	+3.034	14.868	20.192	12.160
8	15:54:59.451	<b>44.298</b>	+0.304	13.104	19.495	11.699	2	15:50:32.442	<b>45.188</b>	+1.002	13.510	19.922	11.756
9	15:55:43.661	<b>44.210</b>	+0.216	13.069	19.540	11.601	3	15:51:17.019	<b>44.577</b>	+0.391	13.216	19.675	11.686
10	15:56:27.907	<b>44.246</b>	+0.262	13.058	19.555	11.633	4	15:52:01.845	<b>44.826</b>	+0.640	13.251	19.677	11.898
11	15:57:12.044	<b>44.137</b>	+0.143	13.012	19.510	11.615	5	15:52:46.611	<b>44.766</b>	+0.580	13.306	19.710	11.750
12	15:57:56.159	<b>44.115</b>	+0.121	13.003	19.525	<b>11.587</b>	6	15:53:31.742	<b>45.131</b>	+0.945	13.501	19.829	11.801
13	15:58:40.343	<b>44.184</b>	+0.190	13.090	19.440	11.654	7	15:54:16.358	<b>44.616</b>	+0.430	13.256	19.657	11.703
14	15:59:24.531	<b>44.188</b>	+0.194	13.035	19.543	11.610	8	15:55:00.935	<b>44.577</b>	+0.391	13.151	19.645	11.781
15	16:00:08.525	<b>43.994</b>		13.026	<b>19.373</b>	11.595	9	15:55:45.323	<b>44.388</b>	+0.202	13.100	19.574	11.714
16	16:00:52.584	<b>44.059</b>	+0.065	<b>12.951</b>	19.508	11.600	10	15:56:29.741	<b>44.418</b>	+0.232	13.159	19.563	11.696
17	16:01:36.816	<b>44.232</b>	+0.238	13.055	19.532	11.645	11	15:57:15.044	<b>45.303</b>	+1.117	14.050	19.624	11.629
18	16:02:20.887	<b>44.071</b>	+0.077	13.026	19.381	11.664	12	15:57:59.230	<b>44.186</b>		13.078	19.572	<b>11.536</b>
<b>(185) Oliver Städtler</b>							13	15:58:43.526	<b>44.296</b>	+0.110	13.121	19.521	11.654
1	15:49:46.648	<b>46.822</b>	+2.657	14.133	20.732	11.957	14	15:59:27.993	<b>44.467</b>	+0.281	13.032	19.789	11.646
2	15:50:31.639	<b>44.991</b>	+0.826	13.255	19.908	11.828	15	16:00:12.180	<b>44.187</b>	+0.001	<b>13.019</b>	19.506	11.662
3	15:51:16.371	<b>44.732</b>	+0.567	13.160	19.749	11.823	16	16:00:56.415	<b>44.235</b>	+0.049	13.039	19.576	11.620
4	15:52:01.331	<b>44.960</b>	+0.795	13.312	19.784	11.864	17	16:01:40.634	<b>44.219</b>	+0.033	13.081	<b>19.468</b>	11.670
5	15:52:46.234	<b>44.903</b>	+0.738	13.371	19.845	11.687	18	16:02:24.918	<b>44.284</b>	+0.098	13.035	19.546	11.703
6	15:53:31.093	<b>44.859</b>	+0.694	13.362	19.824	11.673	<b>(131) Amin Kara Osman</b>						
7	15:54:15.527	<b>44.434</b>	+0.269	13.164	19.614	11.656	1	15:49:45.939	<b>46.417</b>	+2.231	14.241	20.184	11.992
8	15:54:59.814	<b>44.287</b>	+0.122	13.073	19.533	11.681	2	15:50:30.971	<b>45.032</b>	+0.846	13.299	19.955	11.778
9	15:55:44.072	<b>44.258</b>	+0.093	13.075	19.564	<b>11.619</b>	3	15:51:16.236	<b>45.265</b>	+1.079	13.276	20.176	11.813
10	15:56:28.328	<b>44.256</b>	+0.091	13.082	19.540	11.634	4	15:52:01.132	<b>44.896</b>	+0.710	13.211	19.832	11.853
11	15:57:12.612	<b>44.284</b>	+0.119	13.083	19.544	11.657	5	15:52:46.058	<b>44.926</b>	+0.740	13.350	19.850	11.726
12	15:57:56.777	<b>44.165</b>		<b>13.046</b>	19.500	11.619	6	15:53:30.988	<b>44.930</b>	+0.744	13.404	19.832	11.694
13	15:58:41.037	<b>44.260</b>	+0.095	13.100	19.508	11.652	7	15:54:15.748	<b>44.760</b>	+0.574	13.154	19.890	11.716
14	15:59:25.303	<b>44.266</b>	+0.101	13.091	<b>19.490</b>	11.685	8	15:55:00.174	<b>44.426</b>	+0.240	13.117	19.638	11.671
15	16:00:09.584	<b>44.281</b>	+0.116	13.054	19.546	11.681	9	15:55:44.559	<b>44.385</b>	+0.199	13.092	19.627	11.666
16	16:00:53.945	<b>44.361</b>	+0.196	13.050	19.563	11.749	10	15:56:28.896	<b>44.337</b>	+0.151	13.085	19.667	<b>11.585</b>
17	16:01:38.390	<b>44.445</b>	+0.280	13.140	19.612	11.693	11	15:57:13.280	<b>44.384</b>	+0.198	13.085	19.627	11.672
18	16:02:22.770	<b>44.380</b>	+0.215	13.104	19.559	11.717	12	15:57:57.975	<b>44.695</b>	+0.509	13.077	19.969	11.649
<b>(195) Lukas Übleis</b>							13	15:58:42.761	<b>44.786</b>	+0.600	13.477	19.636	11.673
1	15:49:46.808	<b>46.857</b>	+2.742	14.514	20.331	12.012	14	15:59:27.041	<b>44.280</b>	+0.094	13.049	19.575	11.656
2	15:50:32.038	<b>45.230</b>	+1.115	13.604	19.852	11.774	15	16:00:11.397	<b>44.356</b>	+0.170	13.061	19.664	11.631
3	15:51:16.729	<b>44.691</b>	+0.576	13.198	19.699	11.794	16	16:00:55.583	<b>44.186</b>		<b>13.010</b>	<b>19.569</b>	11.607
4	15:52:01.759	<b>45.030</b>	+0.915	13.178	19.732	12.120	17	16:01:39.983	<b>44.400</b>	+0.214	13.122	19.640	11.638
5	15:52:46.440	<b>44.681</b>	+0.566	13.184	19.733	11.764	18	16:02:24.365	<b>44.382</b>	+0.196	13.024	19.579	11.779
6	15:53:31.397	<b>44.957</b>	+0.842	13.289	19.856	11.812	<b>(106) Niko Bognar</b>						
7	15:54:15.905	<b>44.508</b>	+0.393	13.076	19.719	11.713	1	15:49:47.707	<b>47.516</b>	+2.830	15.038	20.508	11.970
8	15:55:00.400	<b>44.495</b>	+0.380	13.172	19.682	11.641	2	15:50:33.175	<b>45.468</b>	+0.782	13.441	20.069	11.958
9	15:55:44.705	<b>44.305</b>	+0.190	13.112	19.567	11.626	3	15:51:18.313	<b>45.138</b>	+0.452	13.363	19.963	11.812
10	15:56:29.086	<b>44.381</b>	+0.266	13.132	19.624	11.625	4	15:52:03.413	<b>45.100</b>	+0.414	13.450	19.810	11.840
11	15:57:13.638	<b>44.552</b>	+0.437	13.066	19.788	11.698	5	15:52:48.814	<b>45.401</b>	+0.715	13.529	19.908	11.964
12	15:57:58.104	<b>44.466</b>	+0.351	13.023	19.731	11.712	6	15:53:34.013	<b>45.199</b>	+0.513	13.501	19.849	11.849

Orbits



INT. ADAC Kartrennen Kerpen

DJKM - OK-J

Erftlandring Kerpen 1,110 Km

Final

21.07.2024 15:45

Race (18 Laps) started at 15:48:59

Lap	Time of Day	Lap Tm	Diff	S1 Tm	S2 Tm	S3 Tm	Lap	Time of Day	Lap Tm	Diff	S1 Tm	S2 Tm	S3 Tm
7	15:54:18.867	<b>44.854</b>	+0.168	13.221	19.848	11.785							
8	15:55:03.652	<b>44.785</b>	+0.099	13.207	19.805	11.773							
9	15:55:48.388	<b>44.736</b>	+0.050	<b>13.181</b>	19.817	11.738							
10	15:56:33.113	<b>44.725</b>	+0.039	13.243	<b>19.732</b>	11.750							
11	15:57:17.881	<b>44.768</b>	+0.082	13.181	19.837	11.750							
12	15:58:02.667	<b>44.786</b>	+0.100	13.205	19.822	11.759							
13	15:58:47.473	<b>44.806</b>	+0.120	13.205	19.816	11.785							
14	15:59:32.159	<b>44.686</b>		13.222	19.732	<b>11.732</b>							
15	16:00:16.963	<b>44.804</b>	+0.118	13.193	19.757	11.854							
16	16:01:01.749	<b>44.786</b>	+0.100	13.241	19.753	11.792							
17	16:01:46.731	<b>44.982</b>	+0.296	13.247	19.872	11.863							
18	16:02:31.682	<b>44.951</b>	+0.265	13.248	19.760	11.943							

[124] Benjamin Jalmgard

1	15:49:47.015	<b>46.956</b>	+2.238	14.589	20.240	12.127
2	15:50:32.973	<b>46.958</b>	+1.240	13.582	20.384	11.992
3	15:51:18.173	<b>45.200</b>	+0.482	13.325	20.016	11.859
4	15:52:03.322	<b>45.149</b>	+0.431	13.303	19.863	11.983
5	15:52:48.686	<b>45.364</b>	+0.646	13.407	20.043	11.914
6	15:53:34.157	<b>45.471</b>	+0.753	13.743	19.882	11.846
7	15:54:19.030	<b>44.873</b>	+0.155	13.311	19.775	11.787
8	15:55:03.863	<b>44.833</b>	+0.115	13.279	19.776	11.778
9	15:55:48.700	<b>44.837</b>	+0.119	13.205	19.858	<b>11.774</b>
10	15:56:33.450	<b>44.750</b>	+0.032	13.281	<b>19.664</b>	11.805
11	15:57:18.168	<b>44.718</b>		13.196	19.727	11.795
12	15:58:03.022	<b>44.854</b>	+0.136	13.234	19.765	11.855
13	15:58:48.215	<b>45.193</b>	+0.475	13.445	19.929	11.819
14	15:59:33.142	<b>44.927</b>	+0.209	13.191	19.892	11.844
15	16:00:17.958	<b>44.816</b>	+0.098	13.254	19.755	11.807
16	16:01:02.897	<b>44.939</b>	+0.221	13.259	19.882	11.798
17	16:01:47.971	<b>45.074</b>	+0.356	<b>13.182</b>	20.055	11.837
18	16:02:32.958	<b>44.987</b>	+0.269	13.262	19.801	11.924

[163] Philip Helmchen

1	15:49:48.823	<b>48.410</b>	+3.029	15.050	20.971	12.389
2	15:50:35.185	<b>46.362</b>	+0.981	13.827	20.367	12.168
3	15:51:21.117	<b>45.932</b>	+0.551	13.545	20.250	12.137
4	15:52:07.252	<b>46.135</b>	+0.754	13.712	20.341	12.082
5	15:52:53.089	<b>45.837</b>	+0.456	13.515	20.175	12.147
6	15:53:38.952	<b>45.863</b>	+0.482	13.572	20.165	12.126
7	15:54:24.583	<b>45.631</b>	+0.250	13.579	20.019	12.033
8	15:55:10.170	<b>45.587</b>	+0.206	13.519	20.120	<b>11.948</b>
9	15:55:55.840	<b>45.670</b>	+0.289	13.606	20.090	11.974
10	15:56:41.456	<b>45.616</b>	+0.235	13.547	20.086	11.983
11	15:57:27.235	<b>45.779</b>	+0.398	13.626	20.119	12.034
12	15:58:13.260	<b>46.025</b>	+0.644	13.510	20.478	12.037
13	15:58:58.913	<b>45.653</b>	+0.272	13.476	20.226	11.951
14	15:59:45.055	<b>46.142</b>	+0.761	13.615	20.368	12.159
15	16:00:31.161	<b>46.106</b>	+0.725	13.635	20.434	12.037
16	16:01:16.542	<b>45.331</b>		<b>13.436</b>	<b>19.997</b>	11.948
17	16:02:02.591	<b>46.049</b>	+0.668	13.682	20.293	12.074
18	16:02:48.606	<b>46.015</b>	+0.634	13.446	20.093	12.476

INT. ADAC Kartrennen Kerpen

Lapchart

DJKM - OK-J

Erftlandring Kerpen 1,110 Km

Final

21.07.2024 15:45

Race (18 Laps) started at 15:48:59

Competitors	Laps																		
	0	1	2	3	4	5	6	7	8	9	10	11	12	13	14	15	16	17	18
Moritz Groneck (155)	1	155	155	155	155	155	155	155	155	155	155	155	155	155	155	155	155	155	155
Amin Kara Osman (131)	2	131	120	120	120	120	120	101	101	101	101	101	101	101	101	101	101	101	101
Constantin Papst (120)	3	120	131	131	101	101	101	131	185	185	185	185	185	185	185	185	185	185	185
Luke Kornder (101)	4	101	101	101	131	131	131	185	131	131	131	131	131	131	195	195	195	195	195
Oliver Städtler (185)	5	185	185	185	185	185	185	195	195	195	195	195	195	195	131	131	131	131	131
Lukas Übleis (195)	6	195	195	195	195	195	195	120	120	120	120	120	120	120	120	120	120	120	120
Marc Alexander Reistrup (110)	7	110	124	110	110	110	110	110	110	110	110	110	110	110	110	110	110	110	110
Benjamin Jalmgard (124)	8	124	110	124	124	124	124	106	106	106	106	106	106	106	106	106	106	106	106
Niko Bognar (106)	9	106	106	106	106	106	106	124	124	124	124	124	124	124	124	124	124	124	124
Philip Helmchen (163)	10	163	163	163	163	163	163	163	163	163	163	163	163	163	163	163	163	163	163
-	11																		

